



# Richmond County

 864 Broad Street, Augusta, GA 30901

 (706)826-1000

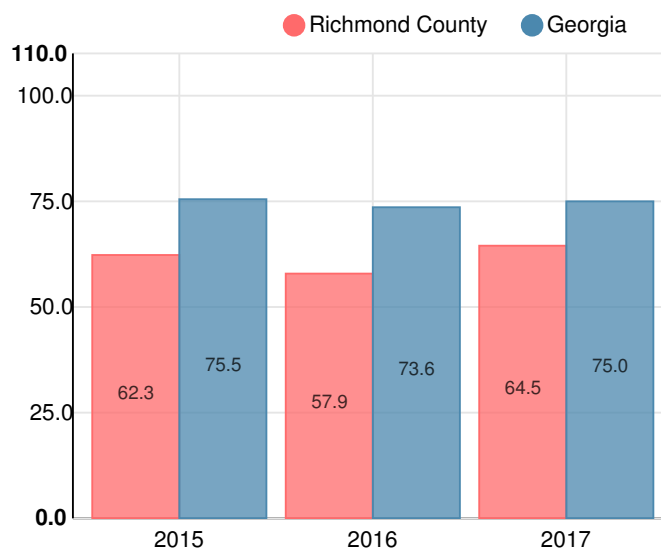
 Enrollment: 29853 students

## Performance Snapshot

- Richmond County's **overall performance is higher than 14% of districts.**
- Its elementary students' **academic growth is higher than 47% of districts.**
- Its middle school students' **academic growth is higher than 26% of districts.**
- Its high school students' **academic growth is higher than 44% of districts.**
- **33.4% of its 3rd grade students are reading at or above the grade level target.**
- **56.7% of its 8th grade students are reading at or above the grade level target.**
- **Its four-year graduation rate is 78.5%, which is higher than 12% of districts.**
- **47.4% of graduates are college ready.**

## District Wide

CCRPI Single Score



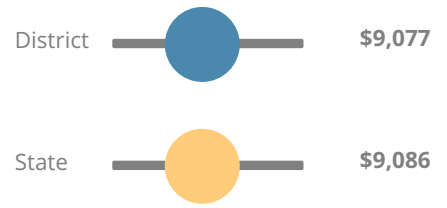
Student Mobility Rate

29.7%

Financial Efficiency Star Rating

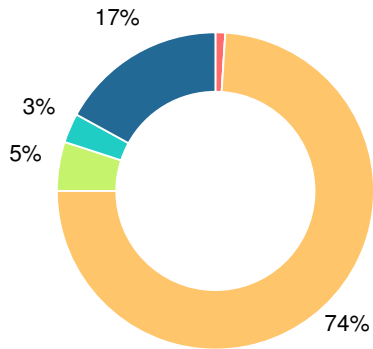


Per Pupil Expenditures



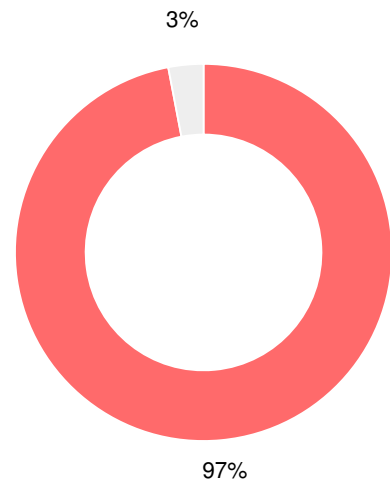
Race/Ethnicity

- Asian/Pacific Islander
- American Indian/Alaskan
- Black
- Hispanic
- Multi-racial
- White



Free/Reduced-Price Lunch (FRL)

- FRL
- Not FRL



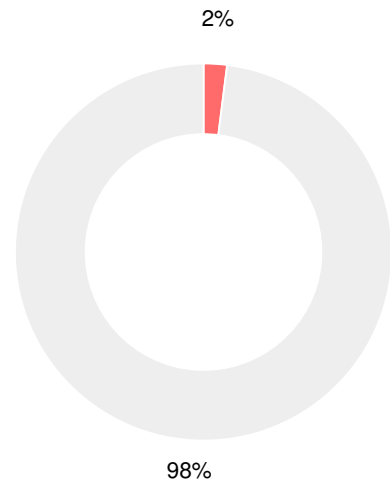
Students with Disability (SWD)

- SWD
- Not SWD



English Language Learners (ELL)

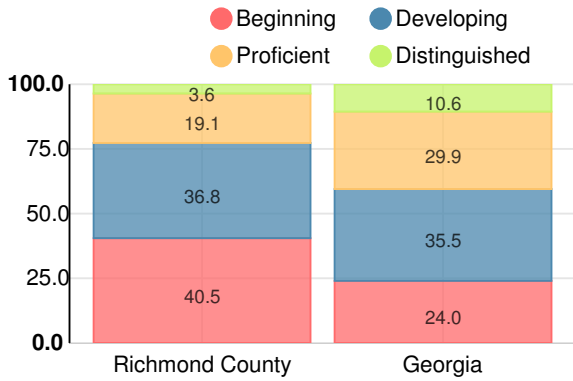
- ELL
- Not ELL



# Elementary

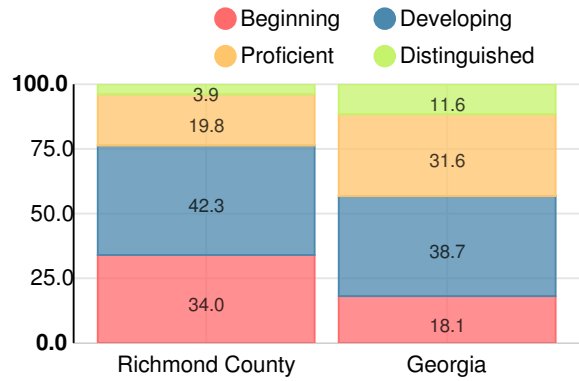
## English

Percent of students scoring in each performance level on 2017 Georgia Milestones for elementary grades



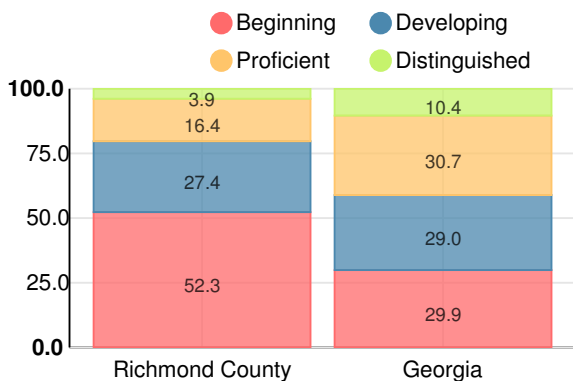
## Mathematics

Percent of students scoring in each performance level on 2017 Georgia Milestones for elementary grades



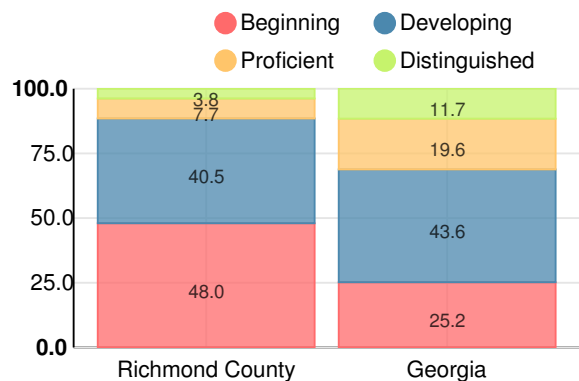
## Science

Percent of students scoring in each performance level on 2017 Georgia Milestones for elementary grades



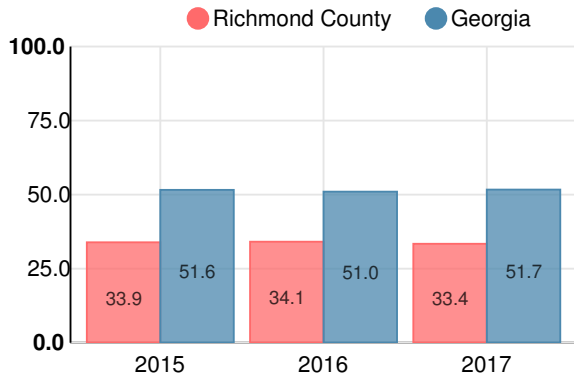
## Social Studies

Percent of students scoring in each performance level on 2017 Georgia Milestones for elementary grades



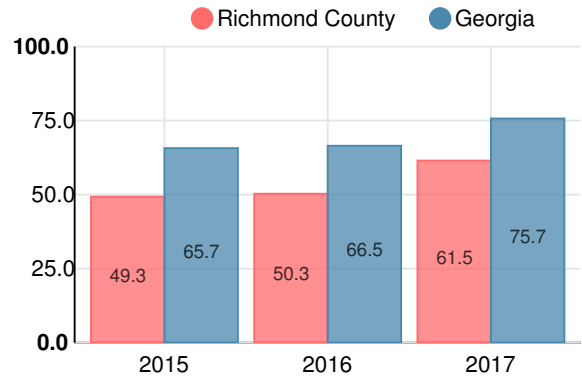
**Reading at or above the Grade Level Target (3rd Grade)**

Percent of students in grade 3 achieving Lexile measure equal to or greater than 650



**Reading at or above the Grade Level Target (5th Grade)**

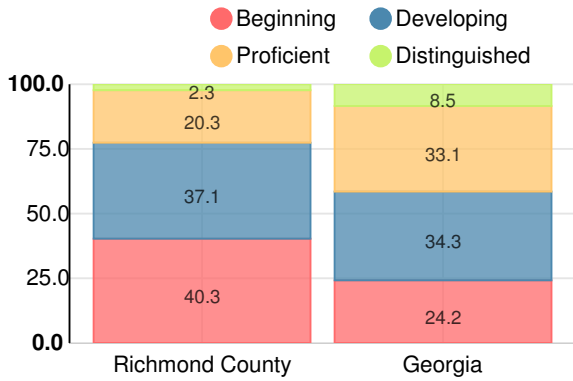
Percent of students in grade 5 achieving Lexile measure equal to or greater than 850



## Middle School

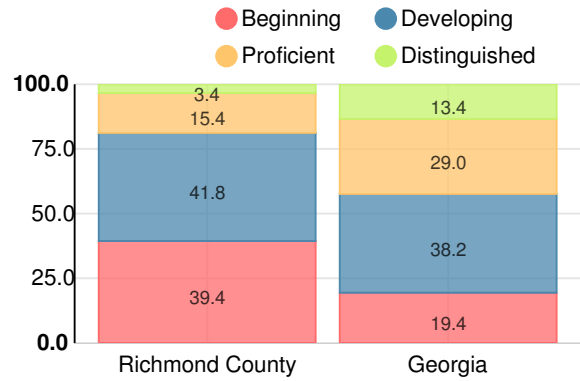
### English

Percent of students scoring in each performance level on 2017 Georgia Milestones for middle school grades



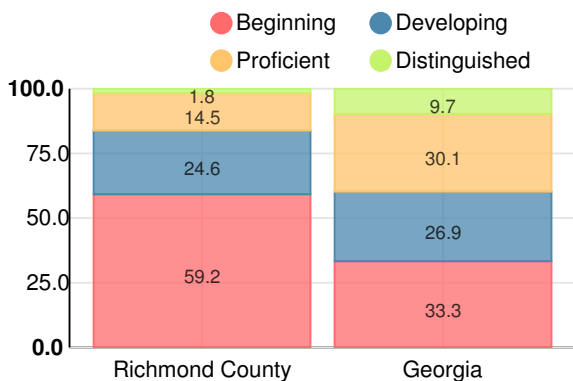
### Mathematics

Percent of students scoring in each performance level on 2017 Georgia Milestones for middle school grades



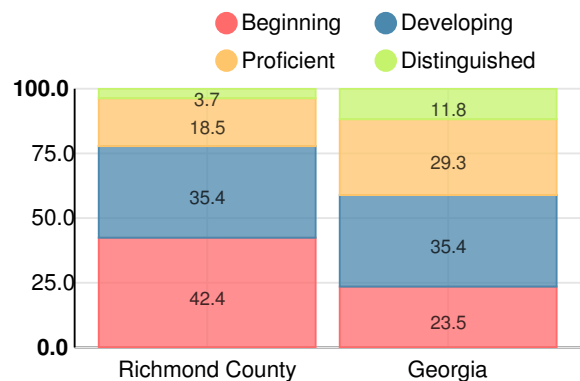
### Science

Percent of students scoring in each performance level on 2017 Georgia Milestones for middle school grades



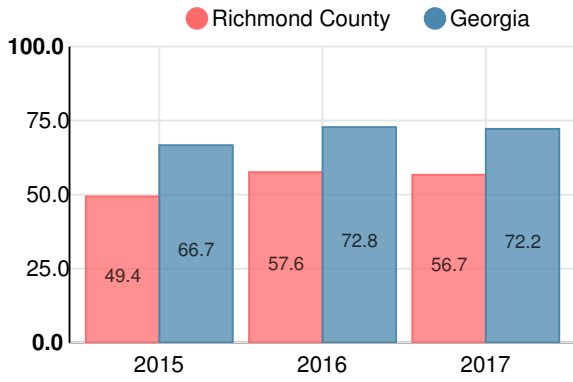
### Social Studies

Percent of students scoring in each performance level on 2017 Georgia Milestones for middle school grades



### Reading at or above the Grade Level Target (8th Grade)

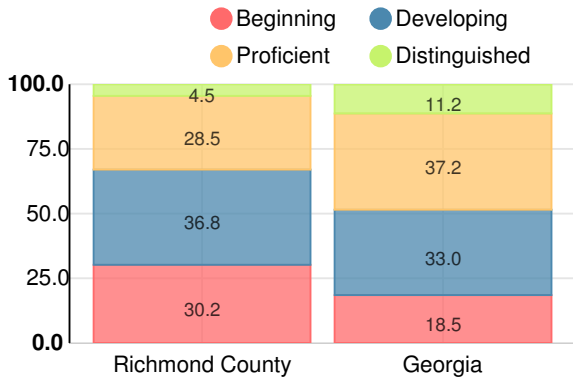
Percent of students in grade 8 achieving Lexile measure greater than 1050



# High School

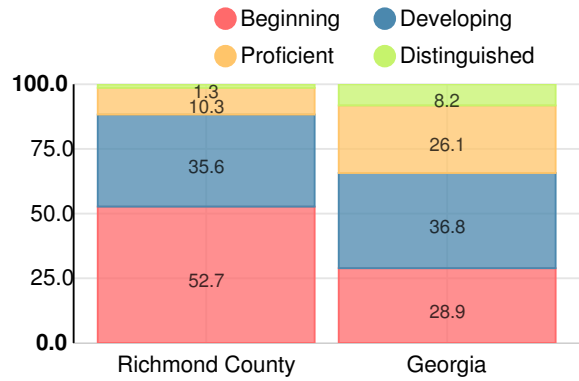
## American Literature & Composition

Percent of students scoring in each performance level on 2017 Georgia Milestones



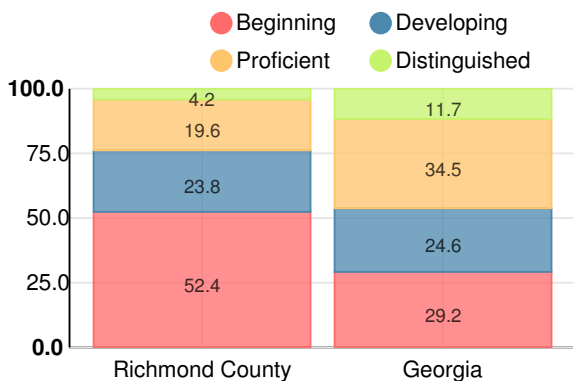
## Coordinate Algebra/Algebra I

Percent of students scoring in each performance level on 2017 Georgia Milestones



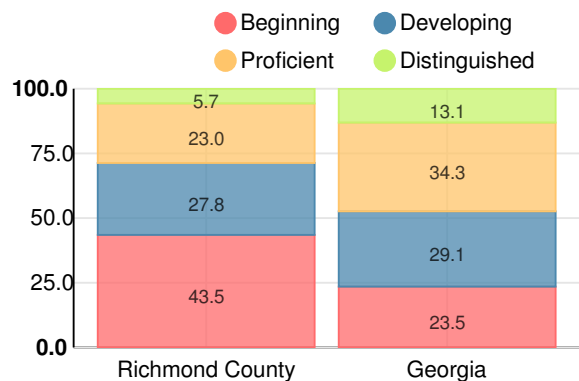
## Biology

Percent of students scoring in each performance level on 2017 Georgia Milestones



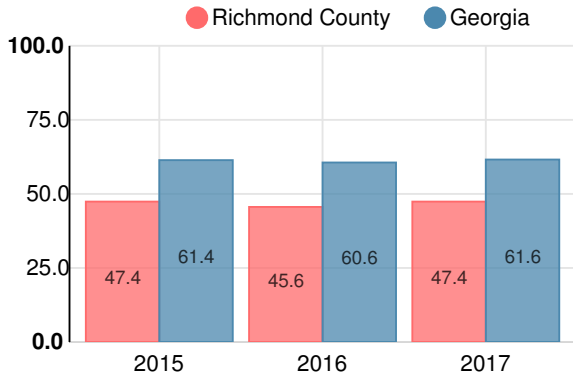
## US History

Percent of students scoring in each performance level on 2017 Georgia Milestones



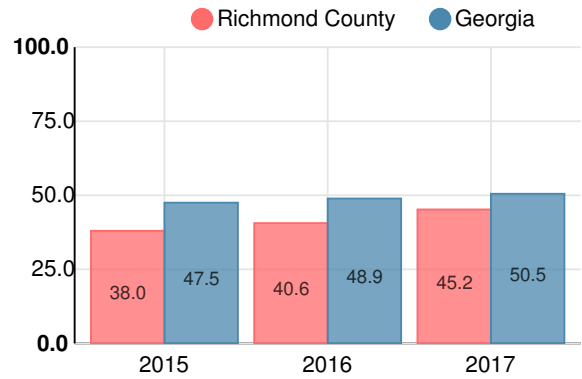
**College Readiness**

Percent of high school graduates who are college ready

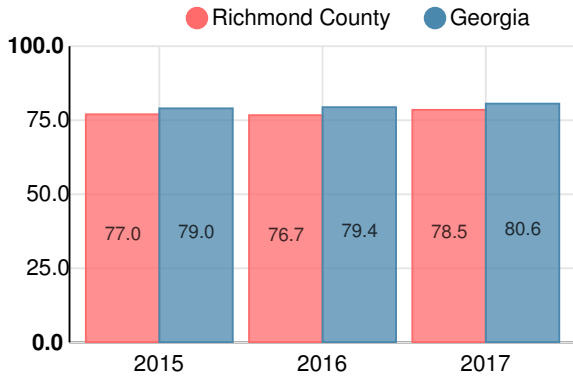


**Accelerated Course Taking**

Percent of high school graduates earning high school credit for accelerated enrollment



**Four-Year Graduation Rate**



**College Enrollment Rate**

