




Garrett Elementary School

 1100 Eisenhower Dr, Augusta, GA 30904

 (706)737-7222

 Grades: K-5

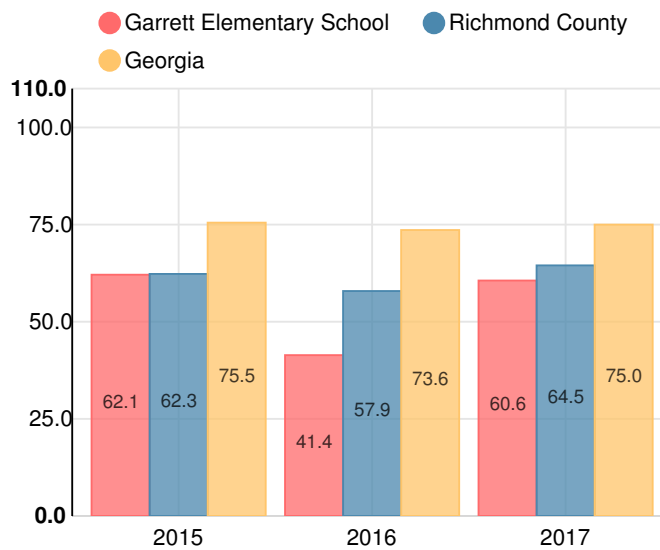
 Enrollment: 426 students

Performance Snapshot

- Garrett Elementary School's **overall performance is higher than 15% of schools in the state** and is lower than its district.
- Its students' **academic growth is higher than 31% of schools in the state** and lower than its district.
- **23.4% of its 3rd grade students are reading at or above the grade level target.**

School Wide

CCRPI Single Score



Student Mobility Rate

23.2%

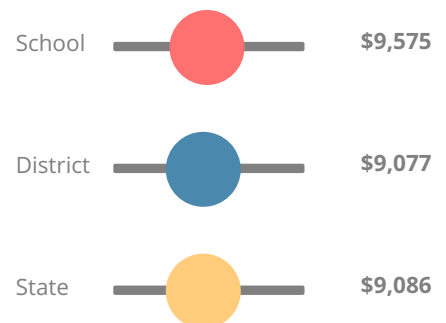
School Climate Star Rating



Financial Efficiency Star Rating

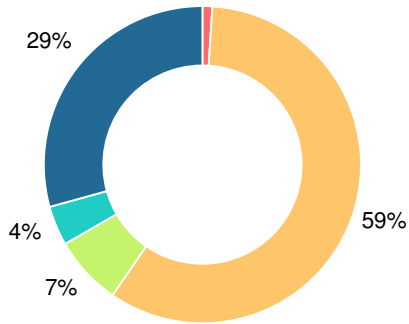


Per Pupil Expenditures



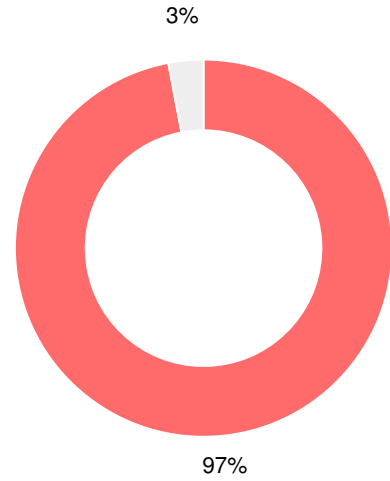
Race/Ethnicity

- Asian/Pacific Islander
- American Indian/Alaskan
- Black
- Hispanic
- Multi-racial
- White



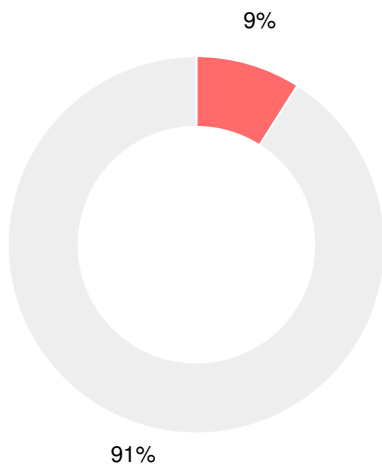
Free/Reduced-Price Lunch (FRL)

- FRL
- Not FRL




Students with Disability (SWD)

- SWD
- Not SWD



English Language Learners (ELL)

- ELL
- Not ELL



Elementary

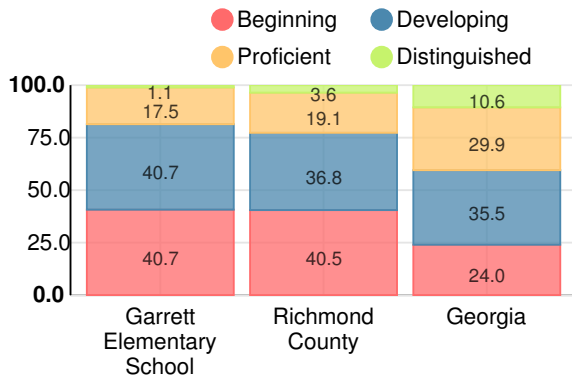
CCRPI Score

Garrett Elementary School

Indicator	2017
Achievement	21.3
Progress	32.1
Gap	6.7
Challenge	0.5
CCRPI Score	60.6

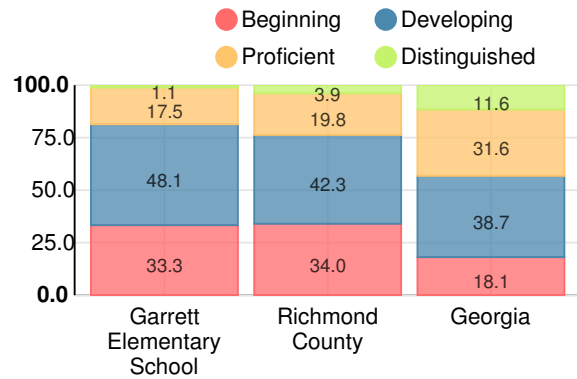
English

Percent of students scoring in each performance level on 2017 Georgia Milestones for elementary grades



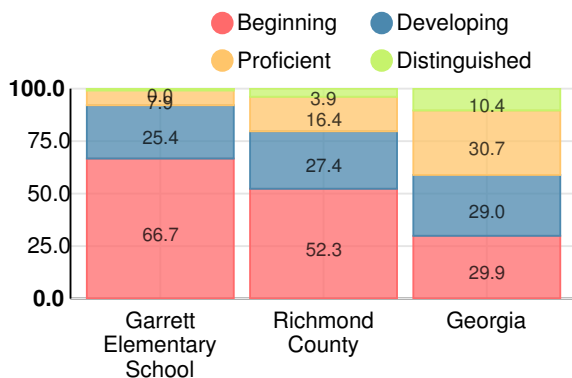
Mathematics

Percent of students scoring in each performance level on 2017 Georgia Milestones for elementary grades



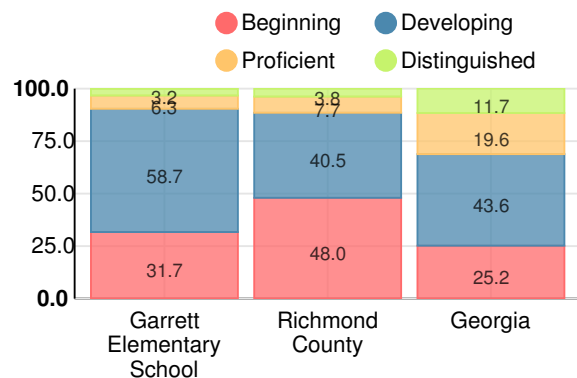
Science

Percent of students scoring in each performance level on 2017 Georgia Milestones for elementary grades



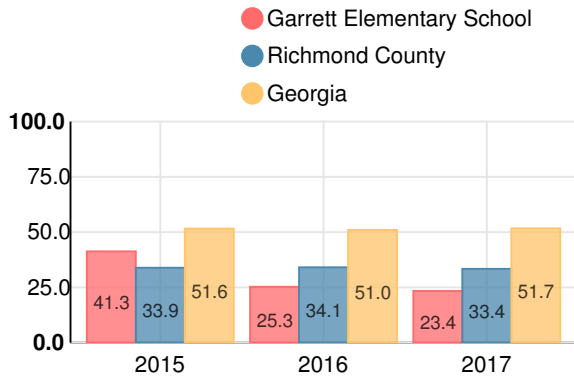
Social Studies

Percent of students scoring in each performance level on 2017 Georgia Milestones for elementary grades



Reading at or above the Grade Level Target (3rd Grade)

Percent of students in grade 3 achieving Lexile measure equal to or greater than 650



Reading at or above the Grade Level Target (5th Grade)

Percent of students in grade 5 achieving Lexile measure equal to or greater than 850

