




Performance Learning Center

 1740 Walton Way, Augusta, GA 30904

 (706)796-4965

 Grades: 9-12

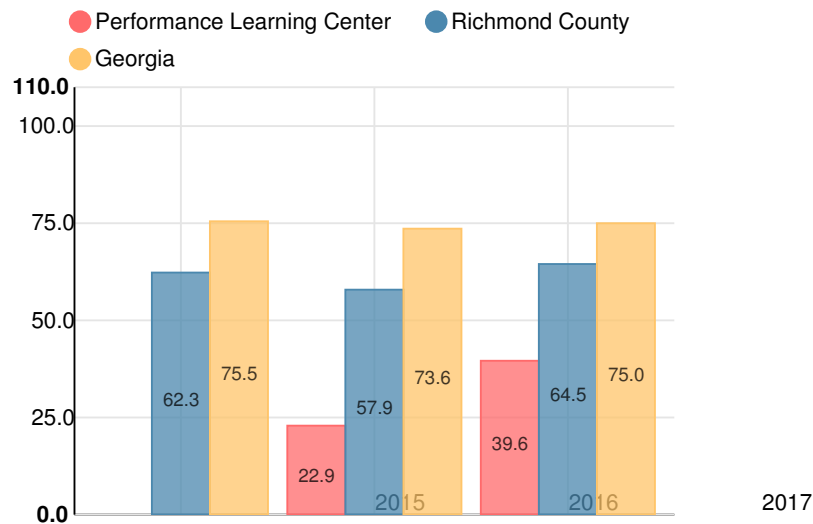
 Enrollment: 237 students

Performance Snapshot

- Performance Learning Center's **overall performance is higher than 1% of schools in the state** and is lower than its district.
- Its students' **academic growth is higher than 7% of schools in the state** and lower than its district.
- Its **four-year graduation rate is 7.8%**, which is **higher than 3% of high schools in the state** and lower than its district.

School Wide

CCRPI Single Score



Student Mobility Rate

94.0%

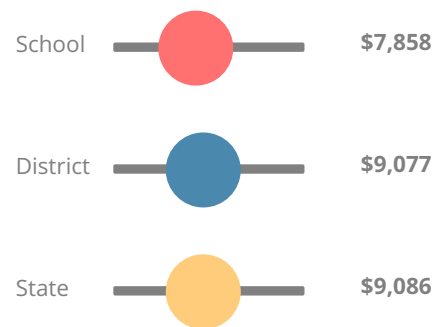
School Climate Star Rating



Financial Efficiency Star Rating

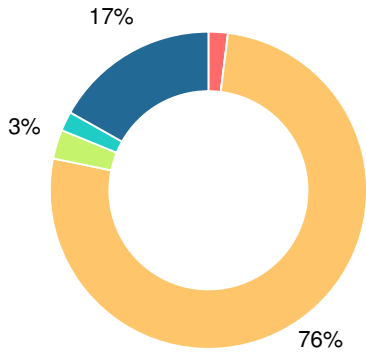


Per Pupil Expenditures



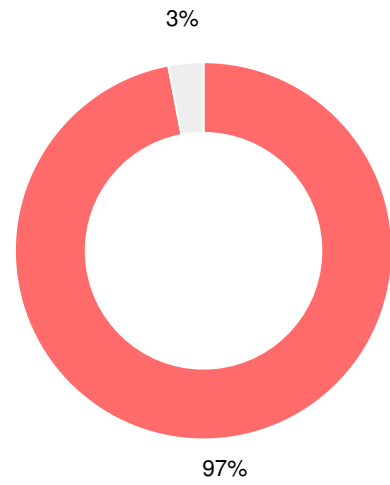
Race/Ethnicity

- Asian/Pacific Islander
- American Indian/Alaskan
- Black
- Hispanic
- Multi-racial
- White



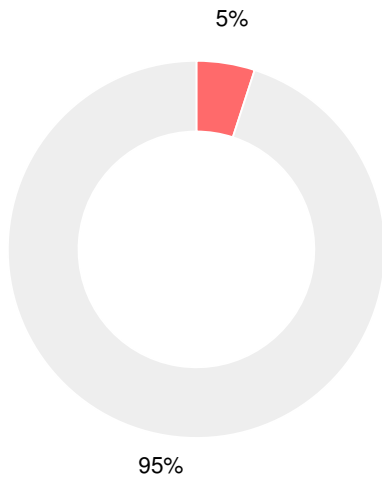
Free/Reduced-Price Lunch (FRL)

- FRL
- Not FRL



Students with Disability (SWD)

- SWD
- Not SWD



English Language Learners (ELL)

- ELL
- Not ELL



High School

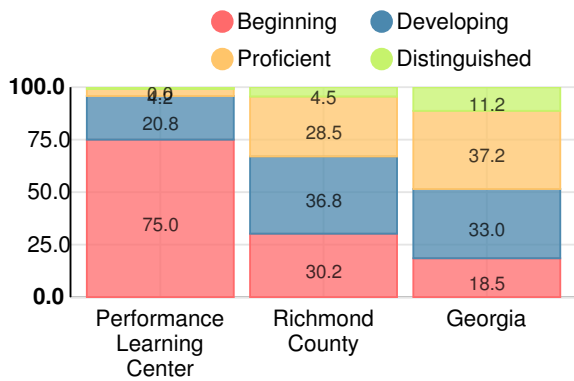
CCRPI Score

Performance Learning Center

Indicator	2017
Achievement	7.7
Progress	27.9
Gap	n/a
Challenge	0.0
CCRPI Score	39.6

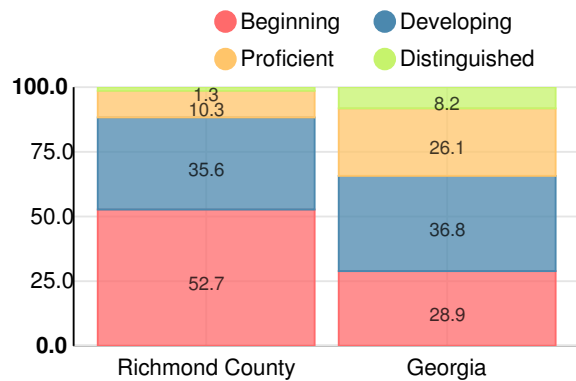
American Literature & Composition

Percent of students scoring in each performance level on 2017 Georgia Milestones



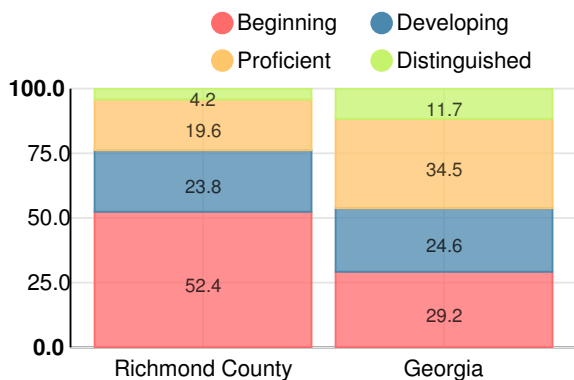
Coordinate Algebra/Algebra I

Percent of students scoring in each performance level on 2017 Georgia Milestones



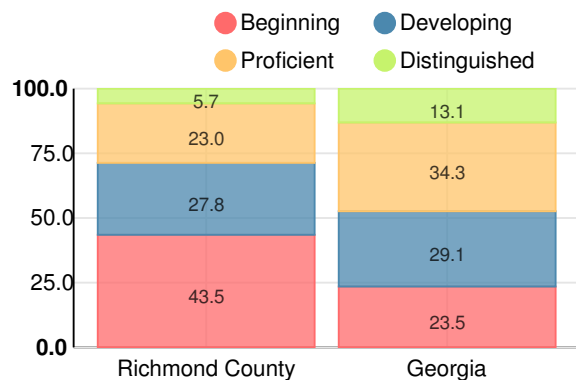
Biology

Percent of students scoring in each performance level on 2017 Georgia Milestones



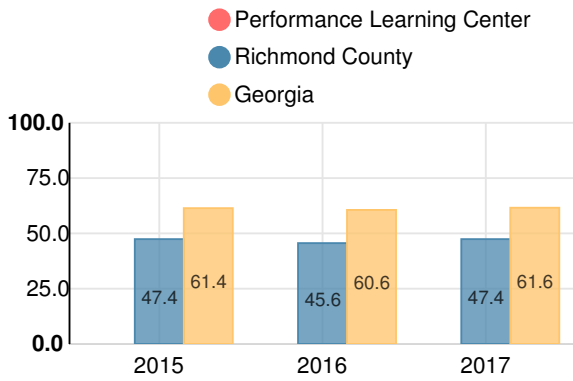
US History

Percent of students scoring in each performance level on 2017 Georgia Milestones



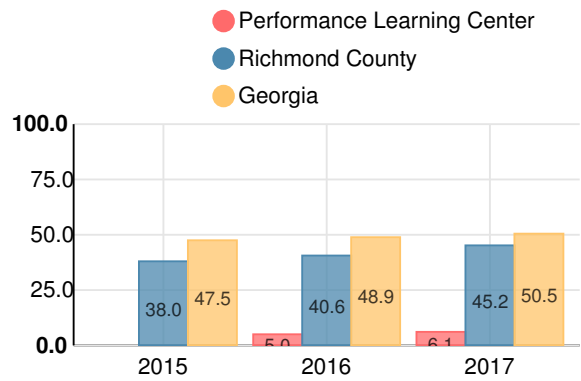
College Readiness

Percent of high school graduates who are college ready

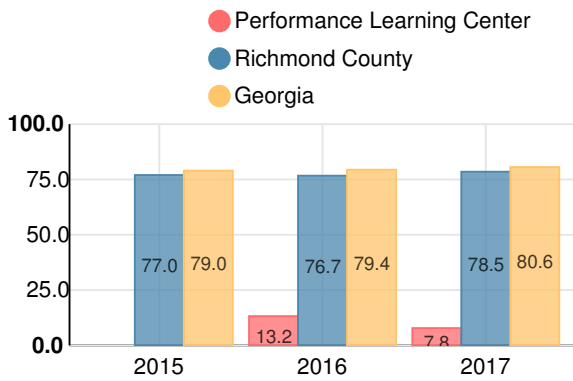


Accelerated Course Taking

Percent of high school graduates earning high school credit for accelerated enrollment



Four-Year Graduation Rate



College Enrollment Rate

