



# Sue Reynolds Elementary School

 3840 Wrightsboro Rd, Augusta, GA 30909

 (706)855-2540

 Grades: K-5

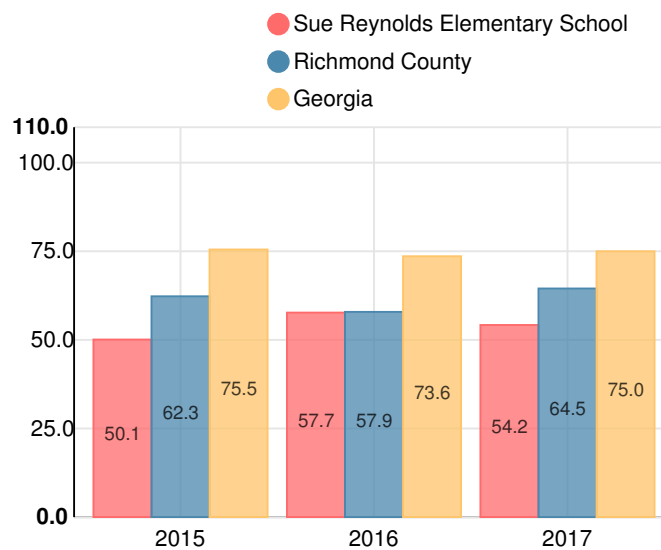
 Enrollment: 862 students

## Performance Snapshot

- Sue Reynolds Elementary School 's **overall performance is higher than 6% of schools in the state** and is lower than its district.
- Its students' **academic growth is higher than 4% of schools in the state** and lower than its district.
- **38.9% of its 3rd grade students are reading at or above the grade level target.**

## School Wide

### CCRPI Single Score



### Student Mobility Rate

23.4%

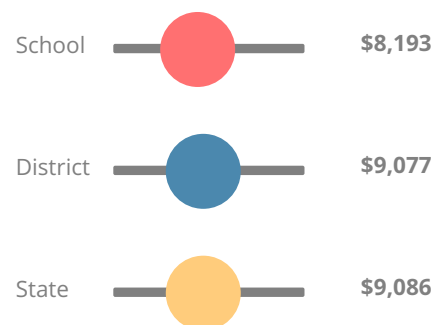
### School Climate Star Rating



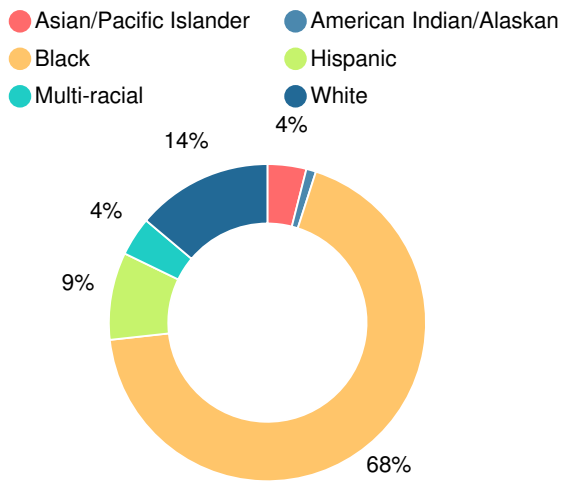
### Financial Efficiency Star Rating



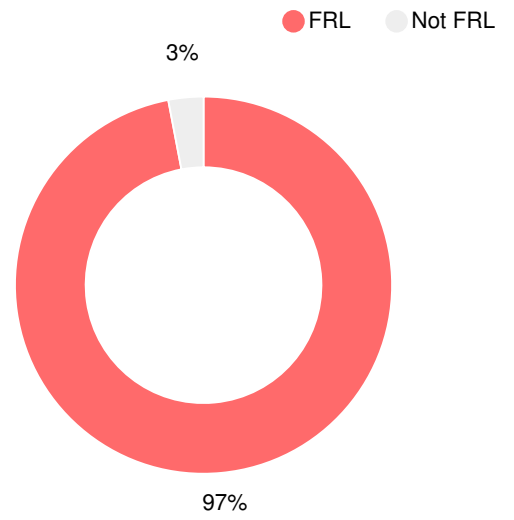
### Per Pupil Expenditures



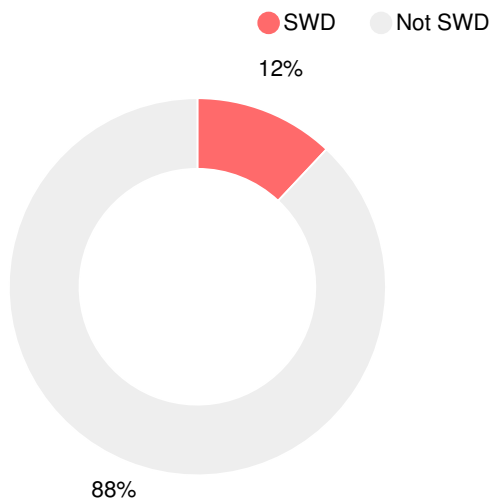
**Race/Ethnicity**



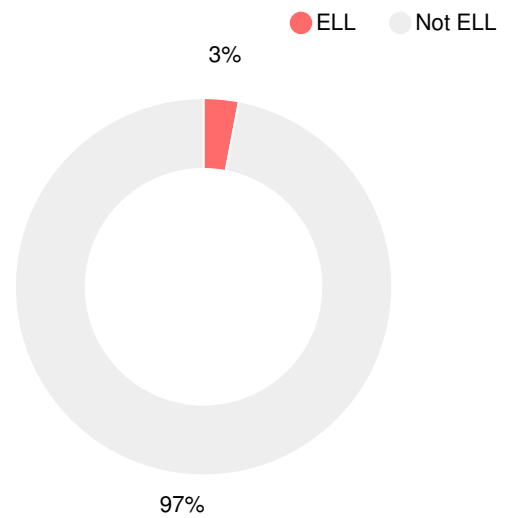
**Free/Reduced-Price Lunch (FRL)**



**Students with Disability (SWD)**



**English Language Learners (ELL)**



# Elementary

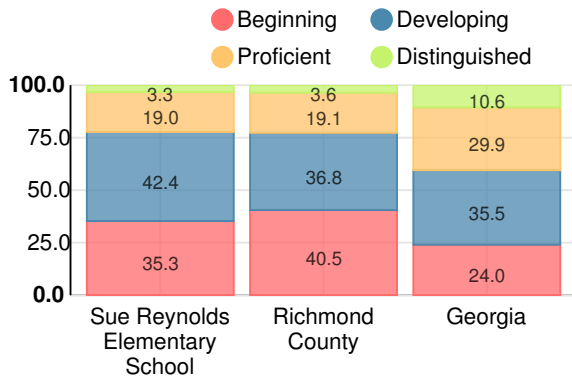
## CCRPI Score

### Sue Reynolds Elementary School

Indicator	2017
Achievement	23.7
Progress	25.5
Gap	5.0
Challenge	0.0
<b>CCRPI Score</b>	<b>54.2</b>

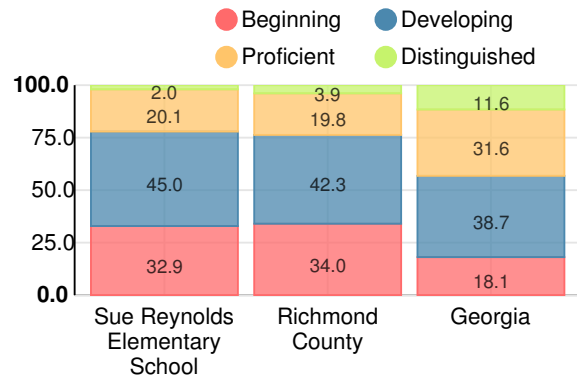
### English

Percent of students scoring in each performance level on 2017 Georgia Milestones for elementary grades



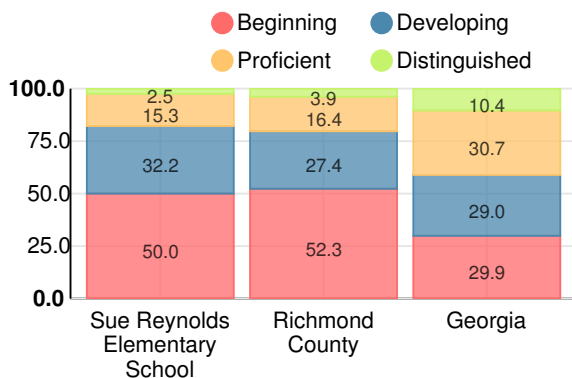
### Mathematics

Percent of students scoring in each performance level on 2017 Georgia Milestones for elementary grades



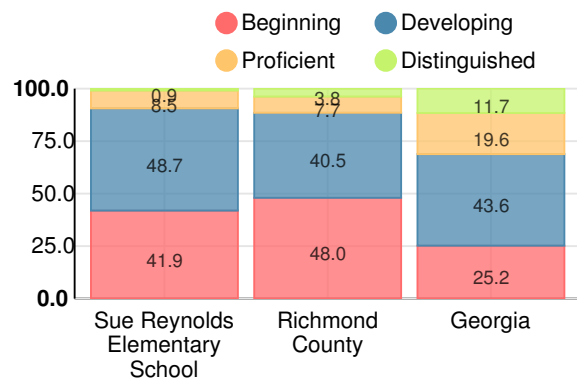
### Science

Percent of students scoring in each performance level on 2017 Georgia Milestones for elementary grades



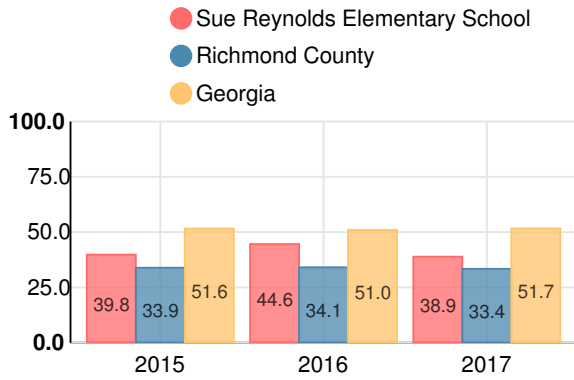
### Social Studies

Percent of students scoring in each performance level on 2017 Georgia Milestones for elementary grades



**Reading at or above the Grade Level Target  
(3rd Grade)**

Percent of students in grade 3 achieving Lexile measure equal to or greater than 650



**Reading at or above the Grade Level Target  
(5th Grade)**

Percent of students in grade 5 achieving Lexile measure equal to or greater than 850

