

**1:1 STUDENT HANDBOOK
2021-2022**



TABLE OF CONTENTS

| | |
|-----------------------------------------------|-----------|
| Letter about Your Device | 3 |
| Care of Your Device | 4 |
| Responsible Use of Your Device | 5 |
| Using Your Device FAQs | 6 |
| Connecting to the Internet | 7 |
| Cyber Safety Tips | 8 |
| Cyber Safety Resources | 9 |
| Device Ownership | 10 |
| RCSS Student Technology Loan Agreement | 11 |



ABOUT YOUR DEVICE...

Dear Student,

The vision of the Richmond County School System is “to provide an equitable education for all students to prepare them for life beyond the classroom.”

Computer literacy is an integral part of today’s world - all students need to have the opportunity to learn to use programs that are commonly used in the workforce and colleges. The 1:1 initiative (1:1= providing one device for every student) can help assignments to be personalized, engaging, and can increase creativity. This initiative can also provide access to knowledge outside of the classroom.

This manual is designed to help you understand how to care for your device, use it properly, find help if needed, and to help you become a good digital citizen.

Please read through it with your parent/guardian to ensure you understand what is expected of you.

DEVICE CARE

General Care Tips for your Device

- The device should be stored in its case or on its side standing up.
- Never pile things on top because damage may occur.
- Never leave your device unattended.
- Keep food and drinks away from your device.
- ONLY use a lint-free microfiber or soft cotton cloth to clean your computer screen.
- Bathroom tissues or paper towels may scratch your screen.
- NEVER spray any cleaning chemicals directly on your device as they may cause damage.
- Keep your device charged.
- Keep track of your charger and keep it in the case when not in use.
- Never travel with your laptop open - when moving, keep your device in the case.
- Take extra precautions to protect your device when it rains by preventing your case from becoming soaked.
- If someone ever threatens you for your device, give it to them and tell a staff member as soon as possible.
- Shut down your device when not in use.

Care in the Classroom

- Always follow directions given by your teacher about using your device.
- Keep the device in the center of the desk - not on the edge.
- Secure the device before standing up.
- Never place your device on the floor.
- Ensure that your charging cable does not create a “tripping” hazard.

Care at Home

- All school rules apply for the home use of your device.
- Keep your device and charging cord away from pets, extreme heat or cold,
- food, drinks and small children.
- Designate a safe location (off of the floor) where your device can be stored and
- charged each evening.

USING YOUR DEVICE RESPONSIBLY

Your Device Is Intended For Schoolwork ONLY

- Use of the device must be consistent with the educational objective of the Richmond County School System.
- Only social networking sites assigned by your teacher should be accessed on the device.
- Only instructional games assigned by your teacher should be played on the device. All other games are restricted.

Login Information Should Be Protected

- Protect your username, password and personal information.
- Only share your information with your parents/guardian.
- You are responsible for all content found on your device.

Use Your Device in a Responsible and Ethical Manner Avoiding Inappropriate or Potentially Unsafe Content

- Your device is school property and is being monitored. School personnel have the right to inspect it and your files or electronic communications at any time.
- You are prohibited from accessing and engaging in threatening, racially offensive, abusive, defamatory, profane, sexually oriented, pornographic, or obscene material.
- You may only download files approved by your teacher.
- You should contact your teacher if you are having any problems with your device or if you notice inappropriate content that you did not add to your device.
- You should never damage your device in any way.
- You are expected to observe and respect copyright laws.
- You should never access anyone else's account.
- You are prohibited from manipulating the hardware, software, or data.
- You are prohibited from transmitting computer viruses or malware.
- You are prohibited from hacking your device or the network.
- Be respectful in all of your electronic communications. Be polite.
- Cyberbullying will not be tolerated.
- Always get permission from your teacher and/or peers before photographing or recording them.

FREQUENTLY ASKED QUESTIONS

How can I get support or help with my device when I am at school?

- You can tell your teacher that you are having trouble. Also, your school's Technology Specialist or Media Specialist can help.
- If your device is broken or damaged, please report it immediately to your teacher.

If my device is not performing properly, are there any steps that I can try before asking for help?

- If your device is frozen or running slowly, you may need to restart. If it will not restart - hold the power key down for 10 seconds.
- If an application is not working, close the app and then try it again. You may need to restart.
- If you cannot connect to the Internet, check your wireless connection and rejoin the network if needed. You may also need to restart.
- If none of these troubleshooting tips work, please report the problem to your teacher.

Can I listen to music or watch movies on my device?

- Listening to music or viewing movies from a streaming website on your device is allowed if it supports academic instruction. Media content should never be downloaded on your device without permission from your teacher.

Where do I save my schoolwork?

- You have access to Microsoft OneDrive to save your files. Remember, if you save files to your desktop, they may be lost so you want to save them in OneDrive.


If my Internet is out at home, where do I save my schoolwork?

- You should have a One Drive folder on your device. You can save a copy in it. You may also want to save to a USB Flash Drive.
- Ask your teacher about downloading offline versions of your online textbooks (if applicable).

Are there any resources to help me with using my device?

- Yes, go to www.rcboe.org - click on Students - 1:1 and you will find information and resources.

CONNECTING YOUR DEVICE TO THE INTERNET



There are many Internet Service Providers (ISP) and each one has its own equipment (modem, cables, routers, etc.) For help with your wireless Internet at home, please contact your provider for technical support.

If you do not have access to the Internet at home, many providers offer plans to help students. To view some of these, you can go to www.rcboe.org - click on Staff and Departments - click on Information Technology - click on the Affordable Internet at Home link.

Many public places provide free wireless access. Most display a sign advertising this service. Some make you accept an Acceptable Use Policy (AUP) stating that you will not do anything illegal or harmful to their network.

If you connect to a free wireless network, please protect your personal information.

The Richmond County School System provides Internet filtering for devices. This is in place to protect you. It is the responsibility of the parent or guardian to monitor device use in the home.

Please remember that the Richmond County School System reserves the right to inspect any device at any time so students should not expect privacy on the device.

RCSS devices are setup with access to the Internet before they are issued. Please do not make changes to the Internet settings.



CYBER SAFETY


Cyber Safety is safe and responsible use of the internet and digital technologies. Students need to be aware of the issues surrounding the use of communication and information tools online. The Richmond County School System is committed to making sure students are safe online and have access to training on cyber citizenship. With so many technologies available to students today, it is important for you to understand the responsibilities in the digital world. Cyber Safety training enables you to learn what issues are related to the use of new and emerging technologies and ethical behavior online.

SAFETY TIPS FOR STUDENTS

- Use your device in a shared or common space in the home.
- Keep the device where everyone can see the screen.
- Talk to your parents about the rules of your household concerning how you use the device and the Internet. Decide on the time of day that you can go online, how long you can surf the 'Net, and what kinds of websites you can view.
- Do not be a cyberbully! Cyberbullying is the use of electronic communication to bully a person, typically by sending messages of an intimidating or threatening nature.
- Report cyberbullying and threats to teachers immediately. Click on the **Contact Us** button on www.rcboe.org to report cyberbullying anonymously.
- Honor the Richmond County Public School System's security software and filters. Please refer to the [Internet Acceptable Use Policy](#) for additional information.
- Do not give out or post personal or login information and beware of requests for personal information online.
- Tell your parents right away if you come across any information on the Internet that makes you feel uncomfortable.
- Never agree to get together with someone you "meet" on the Internet.
- Do not respond to any messages that are mean, rude, or make you feel uncomfortable in any way. If you do get a message of that nature, please inform your teacher and parent(s) right away.

SAFETY TIPS FOR FAMILIES

- Ensure that students use the device in a shared or common space.
- Ensure that the device is positioned where everyone can see the screen.
- Teach your child to be aware of communicating with strangers online.
- Please be aware of your children's online activities.
- Have fun being a part of your child's online experience.
- Set household rules for the use of the device and Internet. See the links and resources on the next page for additional guidance.
- Teach your child how to recognize and avoid online predators.
- Report strangers who solicit information or meetings with any child.
- Please refer to the [Internet Acceptable Use Policy](#) for additional information.



CYBER SAFETY RESOURCES

Common Sense Media

www.common sense media.org/parent-concerns

Provides comprehensive resources for parents and students on all topics of Internet Safety.

Net Smartz Kids

www.net smartz kids.org/

Provides resources to help teach children how to be safer on-and offline.

Connect Safely

www.connectsafely.org/

The site has tips for teens and parents, as well as other resources for safe blogging and social networking.

OnGuard Online

tinyurl.com/llvkhlc

Practical tips from the federal government and the technology industry to help you be on guard against Internet fraud, secure your computer, and protect your personal information. Features NetCetera which includes tips to help parents talk to kids about being online.

Staysafe

staysafeonline.org/

An educational site intended to help consumers understand both the positive aspects of the Internet as well as how to manage a variety of safety and security issues that exist online.

Wired Safety

www.wiredsafety.org

Provides help, information and education to Internet and mobile device users of all ages and they also help parents with issues, such as Facebook and cyberbullying.

NetSafe Utah

www.netsafeutah.org/

Provides online videos and resources for kids, teens, parents and educators.

Consumer Reports:

www.consumerreports.org/digital-security/internetsafety-for-kids-how-to-protect-your-child-from-online-threats/

Suggestions of setting rules for screen time

DEVICE OWNERSHIP

RECEIVING YOUR DEVICE

- At a time designated by the Richmond County School System, your parent/guardian must sign a Device Use Agreement in order for you to receive a device.
- You will receive the device, one charger, and a case.
- Any student receiving a device must be enrolled in a Richmond County school or program.
- The device will be inventoried with an asset tag. This is a unique identifier for each device and should not be removed.

RETURNING YOUR DEVICE

- At the time that you withdraw from the school you are attending, you must return the device, charger, and case.
- The device will be inspected for damages when returned. Fees may be assessed.
- Devices may be taken up periodically for updates. Students will be notified when an update will be performed and must turn in the device.

LOSS OR THEFT

- In the event of a loss or theft during the school day, you should report it to your teacher, Media Specialist, or Administrator right away.
- In the event of a loss or theft outside of school, you should let your parent/guardian know right away and they should notify your teacher, Media Specialist, or Administrator as soon as possible.

DEVICE FEES

- Damage = \$25 for Laptop; \$50 for iPad (cracked screen, jammed keys, etc.)
- Lost or Stolen = replacement cost unless optional insurance was purchased.
- Charging Cable replacement = \$49
- Optional Insurance: Available annually
 - Cost for laptop insurance = \$15.99
 - Cost for iPad insurance = \$8.64
 - Insurance covers theft/burglary/robbery, fire, power surge, vandalism, and natural disasters, but does not cover damage (see device fees for damage costs).
- If a second device is damaged, lost, or stolen, the student will become a day-user.

LOAN AGREEMENT

- All use of the school system's laptops/tablets must be for educational purposes and students are not to use the device for personal, commercial or business use.
- Students are accountable for and assume full responsibility for the care of my device.
- Students assume full responsibility for security of the device on and off school premises.
- Students assume full responsibility for reporting device problems, breakage or damage immediately.
- The use of a county-issued device is a privilege. Students will be offered an optional insurance plan to cover the replacement cost of the device should it be damaged, lost or stolen. This plan will cover one device per year. If the student loses or damages the second device, the student will become a "day-user" and will be provided a device at school, but cannot take a device off-campus.

RCSS STUDENT TECHNOLOGY LOAN AGREEMENT

The Richmond County School System's (RCSS) vision is providing an equitable education for all students to prepare them for life beyond the classroom. Students are provided the opportunity to checkout laptops/tablets that are the property of RCSS so that they may continue using the device away from school facilities for educational purposes.

All students, parents and/or (guardians) will be required to sign this form acknowledging that they have read and agree with the school system's device checkout procedures before a laptop/tablet can be taken to a location other than a school system facility.

Please read each statement below and by signing, you are agreeing to the RCSS Expectations of Responsible Device Use:

- I understand that all use of the school system's laptops/tablets must be for educational purposes and students are not to use the device for personal, commercial or business use.
- I understand that I am accountable for and assume full responsibility for the care of my device.
- I understand that I assume full responsibility for security of the device on and off school premises.
- I understand that I assume full responsibility for reporting device problems, breakage or damage immediately.

The use of a county-issued device is a privilege. Students will be offered an optional insurance plan to cover the replacement cost of the device should it be damaged, lost or stolen. This plan will cover one device per year. If the student loses or damages the second device, the student will become a "day-user" and will be provided a device at school, but cannot take a device off-campus.

Please review the entirety of the One-to-One Handbook and sign below stating that you have read and support the expectations stated therein.

Student's Name (print first and last name): _____

School: _____ Grade: _____ Homeroom Teacher: _____

Student Signature

Parent/Guardian Signature

Please sign that you are receiving a device from the Richmond County School System and that you will follow the procedures in the Student Technology Loan Agreement. Also, you understand that if insurance is not purchased, the replacement cost of the device will be charged.

Device Information

Date of Issue: _____ Device Type: _____ Serial #: _____

Asset Tag #: _____

Student Information


SID#_300: _____ Student Signature: _____

Parent/Guardian Printed Name

Parent/Guardian Signature

Home Address: _____ City/State/Zip: _____

Phone Number: _____



©Richmond County School System 2021