

# Learn at Home Packet

## BULLDOGS

RICHMOND HILL ELEMENTARY SCHOOL



## Kindergarten

# Consonant Bb



MY TURN

Circle



A

S

M

b


a

B

b

m

s



**Directions** Tell students that the letter *b* makes the sound /b/. Say: You will see the letter *b* in many words with the sound /b/. Model how to form the letters *B* and *b*. Then have students identify and circle each uppercase *B* and lowercase *b* in the letter jumble. As they circle a letter, ask them to say the sound the letter represents and then trace *B* or *b* on the lines.

# Make Connections





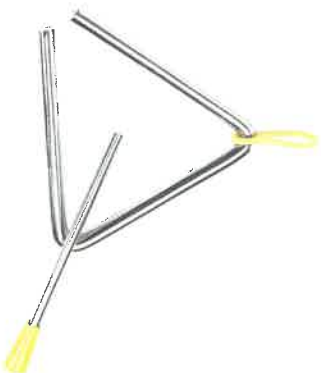
MY TURN

Draw

**Directions** Say: *We can connect the ideas we read about with our own community. Have students make connections to society by drawing one reason people might visit an art store in their community. Remind them to look back at the text.*


# Practice

## Match



Have children draw lines to match shapes with the same name.

## Make Connections



Have children draw a picture of a house using the given shapes. Make sure children understand that they can draw as many shapes as needed, in any size and turned any way.