



"Ride Ready" with the Richmond County School System

How to Update Your Information and Register for Bus Transportation

Last Updated: 3/31/25

www.rcboe.org/busregistration



Information Updates & Bus Registration for the Upcoming School Year



As we prepare for the 2025–2026 school year, we are improving our registration process to help create more efficient bus routes and ensure families receive timely communication.

To support this effort, all families need to update their information and complete bus transportation registration through the Infinite Campus Parent Portal.

www.rcboe.org/busregistration





Who Should Update Their Information & Register for Bus Transportation?

We are asking all families in the Richmond County School System to register for bus transportation, including:

- Students returning to the same school next year.
- Students returning to a different RCSS school next year.
- New students enrolling in the district for the first time.
- Students who will ride the bus every day.
- Students who will be car riders some days but ride the bus other days.
- Students who do not plan to ride the bus at all.

How To Register for Bus Transportation

Step #1: Log In To Your Infinite Campus Parent Portal

Parent Portal is available to authorized parents and guardians of Richmond County School System students.

New to Richmond County? [Follow these steps to set up an account.](#)



[Scan the QR Code or Click Here](#)

How To Register for Bus Transportation

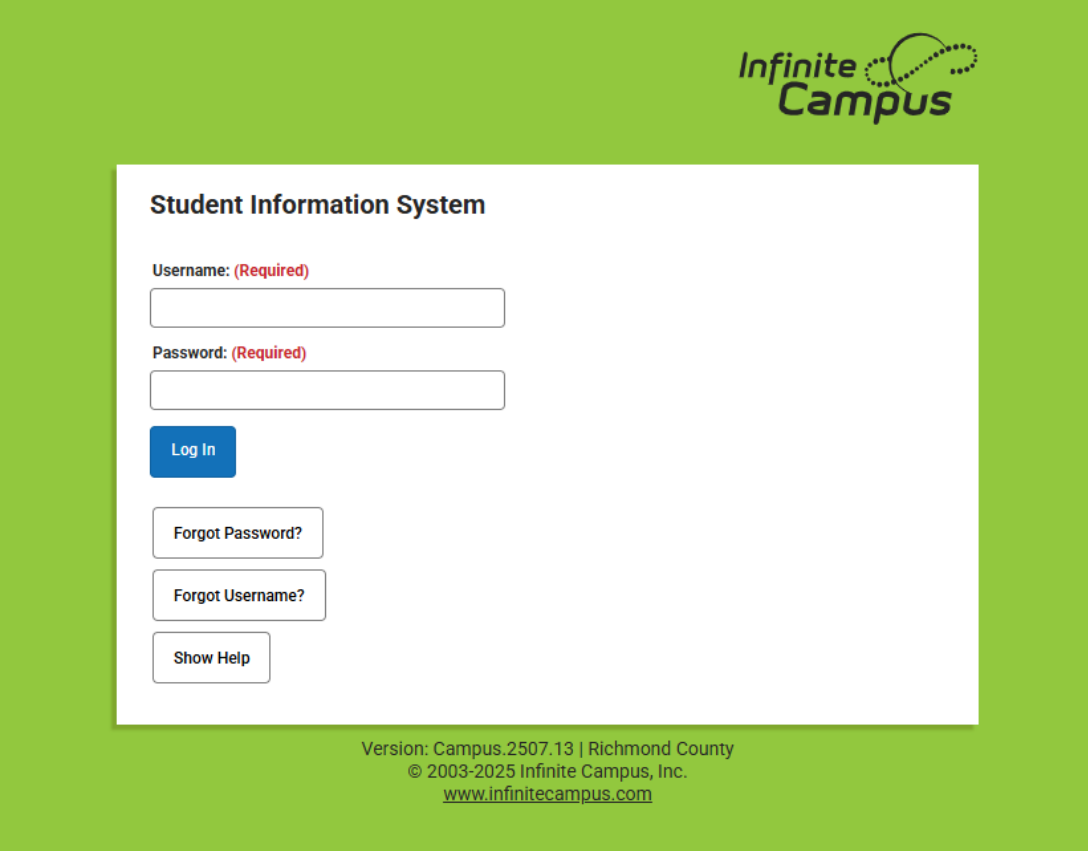
Step #1: Log In To Your Infinite Campus Parent Portal

Forgot your username or password?

1. Click "**Forgot Password/Username.**"
2. Follow the instructions in the email you receive to update your username or password

If you didn't receive an email, contact the Data Clerk/Registrar at your child's school to access your account

www.rcboe.org/parentportal



The screenshot shows the login interface for the Infinite Campus Student Information System. The page has a green header with the 'Infinite Campus' logo. The main content area is white and contains the following elements:

- Student Information System** (Section Header)
- Username: (Required)** with a text input field.
- Password: (Required)** with a text input field.
- A blue **Log In** button.
- A **Forgot Password?** button.
- A **Forgot Username?** button.
- A **Show Help** button.

At the bottom right, the footer text reads: Version: Campus.2507.13 | Richmond County
© 2003-2025 Infinite Campus, Inc.
www.infinitecampus.com

How To Register for Bus Transportation

Step #2: Click "Online Registration"

On your Parent Portal dashboard, click **"Online Registration"** on the right-hand side under **"Shortcuts."**

Home

Calendar

Assignments

Grades

Grade Book Updates

Attendance

Schedule

Fees

Documents

Message Center

More

Student Profile

Richmond C. Student

Today's Schedule

24-25 Walker Magnet School

Term Sem 2 (01/06/2025 - 05/23/2025) DAY: M

HR	HR-4	Teacher: James, Terri D Room: 256
1	Language Arts/Gr 4	Teacher: James, Terri D Room: 256
2	Language Arts/Gr 4	Teacher: James, Terri D Room: 256

Show More

Documents Need Attention (1)

Health Card
07/29/2022

Assignments: To-Do

Missing (1) Due Today Due Tomorrow

floc quiz on equal fractions
Mathematics/Gr 4
MISSING
0/100 (0%)

View missing assignments from previous terms

Recent Updates: Last Two Weeks

Assignment Scores Grades Attendance

No recent assignment scores in the last two weeks. Change Settings

Announcements

No announcements.

Inbox

No messages available.

Upcoming Dates

04/07/2025 Monday Holiday - Spring Break
24-25 Walker Magnet School

View all Important Dates

Quick Links

Richmond County School System
Walker Magnet School
SLDS Portal

Shortcuts

Contact List

Online Registration

SpotLight

How To Register for Bus Transportation

Step #3: Select “Next Year – 2025–2026.”

- Choose the option under “**Existing Families**” if your child is already enrolled.
- Choose the option under “**New Student Registration**” if your child is new to RCSS.
- The status under “**Action**” will show as “**Start**” or “**Continue**” if you are still working on your application. It will say “**Review**” after you submit your application.

[← Back](#) | Online Registration

Existing Student Registration

NAME	STATUS	ACTION
Current Year - 2025	IN PROGRESS	Continue
Next Year - 2025-2026	COMPLETE	Review

New Student Registration

NAME	STATUS	ACTION
Current Year - 2025	IN PROGRESS	Continue
Next Year - 2025-2026	COMPLETE	Review

How To Register for Bus Transportation

Step #4: Click "Begin" and fill out the online application.

[← Back](#) | Existing Student Registration

This editor is to update data for student(s) who are currently enrolled or to request a transfer/withdrawal for your student(s) from the Richmond County School System.

Este editor es para actualizar los datos de los estudiantes que están actualmente inscritos o para retirar a sus estudiantes del Sistema Escolar del Condado de Richmond.

If you only want to register new students for the select year at this year, please use the link below to go to the New Student Registration form.

STUDENT NAME	GRADE	INCLUDED IN NEW APP?	REASON IF NOT INCLUDED	ONLINE REGISTRATION SUBMITTED?
Richmond Student	04	yes	Included	no

You will load into application number 83663 for existing student registration.

Begin





Filling Out The Online Application

What's In The Online Application?

New Families to the Richmond County School System (RCSS)

New families to our school system should prepare the following information to complete registration:


- **Household information:** address and phone numbers
- **Parent information:** work and cell phone numbers, email addresses
- **Student information:** demographic and health/medication information
- **Emergency Contact:** addresses and phone numbers.
- **Photo ID:** parents and guardians must upload a copy of a photo ID to register their child(ren).

www.rcboe.org/registration



Online Registration - School - Microsoft Edge

https://campus.rcss-k12.org/campus/olr2/coreOLR/portal/shell.xml?applicationMode=existing&x=olr2.coreOLR.Olr2Main-applicationList&application...



Infinite Campus Online Registration

Application Number 83663

English | Spanish

Welcome to the RCSS Online Registration process. Before you begin, please gather the following to register:

- Household information -- address and phone numbers
- Parent information -- work and cell phone numbers, email addresses
- Student information -- demographic and health/medication information
- Emergency Contact - addresses and phone numbers.

Demographic updates may be required. Any required updates are highlighted in yellow.

- You will be required to upload a picture ID.

Note:
Required fields are marked with a red asterisk, and the district will receive the data exactly as it is entered. Please be careful of spelling, capitalization and punctuation. Dates should be entered as MM/DD/YYYY and phone numbers as xxx-xxx-xxxx.

If you need assistance, please call the school during school hours.

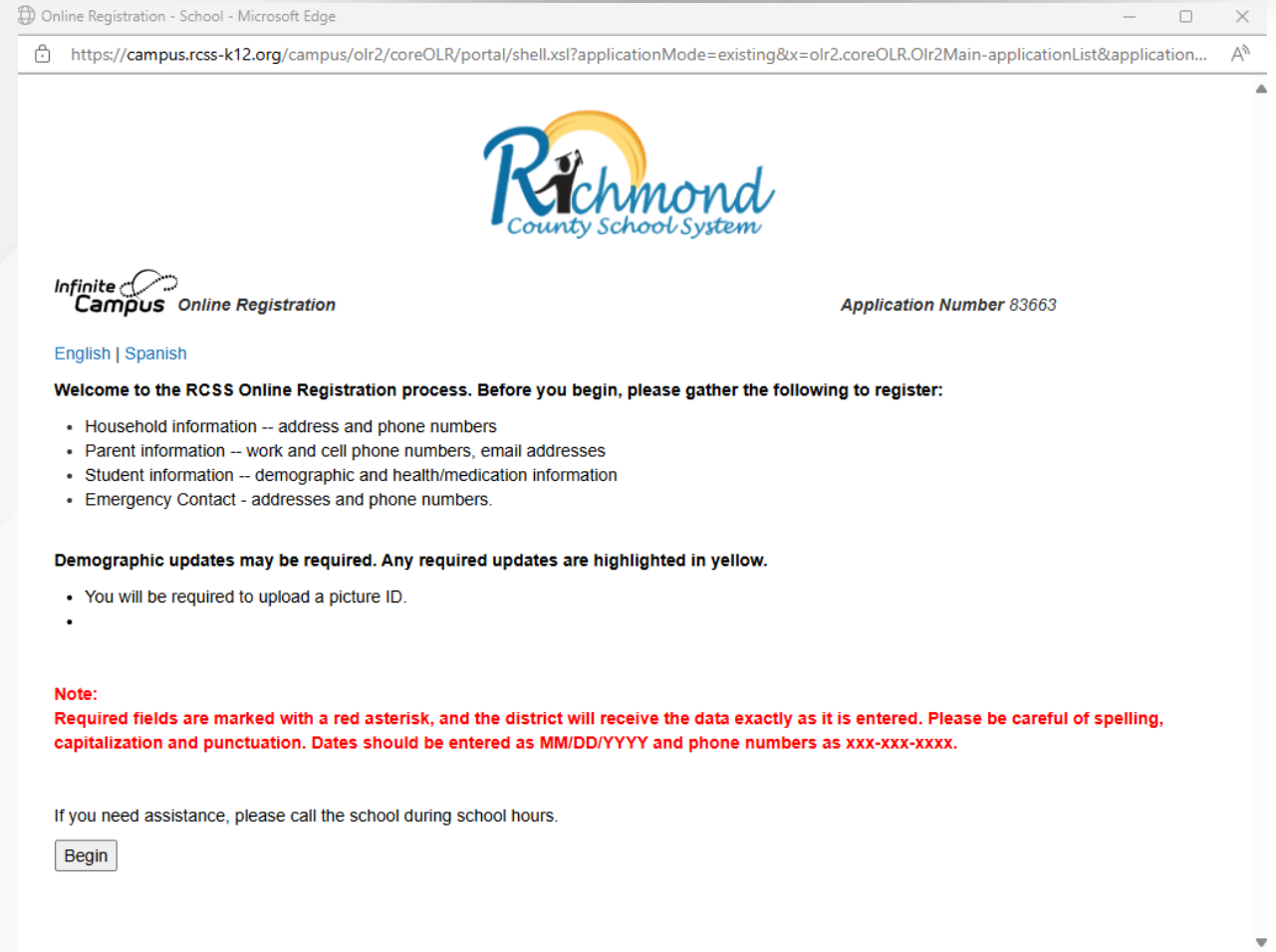
Begin

What's In The Online Application?

Existing Families


Existing families to our school system should review the following information in their account as they go through the application and ensure information is correct:

- **Household information:** address and phone numbers
- **Parent information:** work and cell phone numbers, email addresses
- **Student information:** demographic and health/medication information
- **Emergency Contact:** addresses and phone numbers.



Online Registration - School - Microsoft Edge

<https://campus.rcss-k12.org/campus/olr2/coreOLR/portal/shell.xsl?applicationMode=existing&ox=olr2.coreOLR.Olr2Main-applicationList&application...>



Infinite Campus Online Registration Application Number 83663

[English](#) | [Spanish](#)

Welcome to the RCSS Online Registration process. Before you begin, please gather the following to register:

- Household information -- address and phone numbers
- Parent information -- work and cell phone numbers, email addresses
- Student information -- demographic and health/medication information
- Emergency Contact - addresses and phone numbers.

Demographic updates may be required. Any required updates are highlighted in yellow.

- You will be required to upload a picture ID.

Note:
Required fields are marked with a red asterisk, and the district will receive the data exactly as it is entered. Please be careful of spelling, capitalization and punctuation. Dates should be entered as MM/DD/YYYY and phone numbers as xxx-xxx-xxxx.

If you need assistance, please call the school during school hours.

What's In The Online Application?

The online application will require you to review or fill in contact and household information for the student. Remember to select **"Save/Continue"** after each step to keep track of your progress.

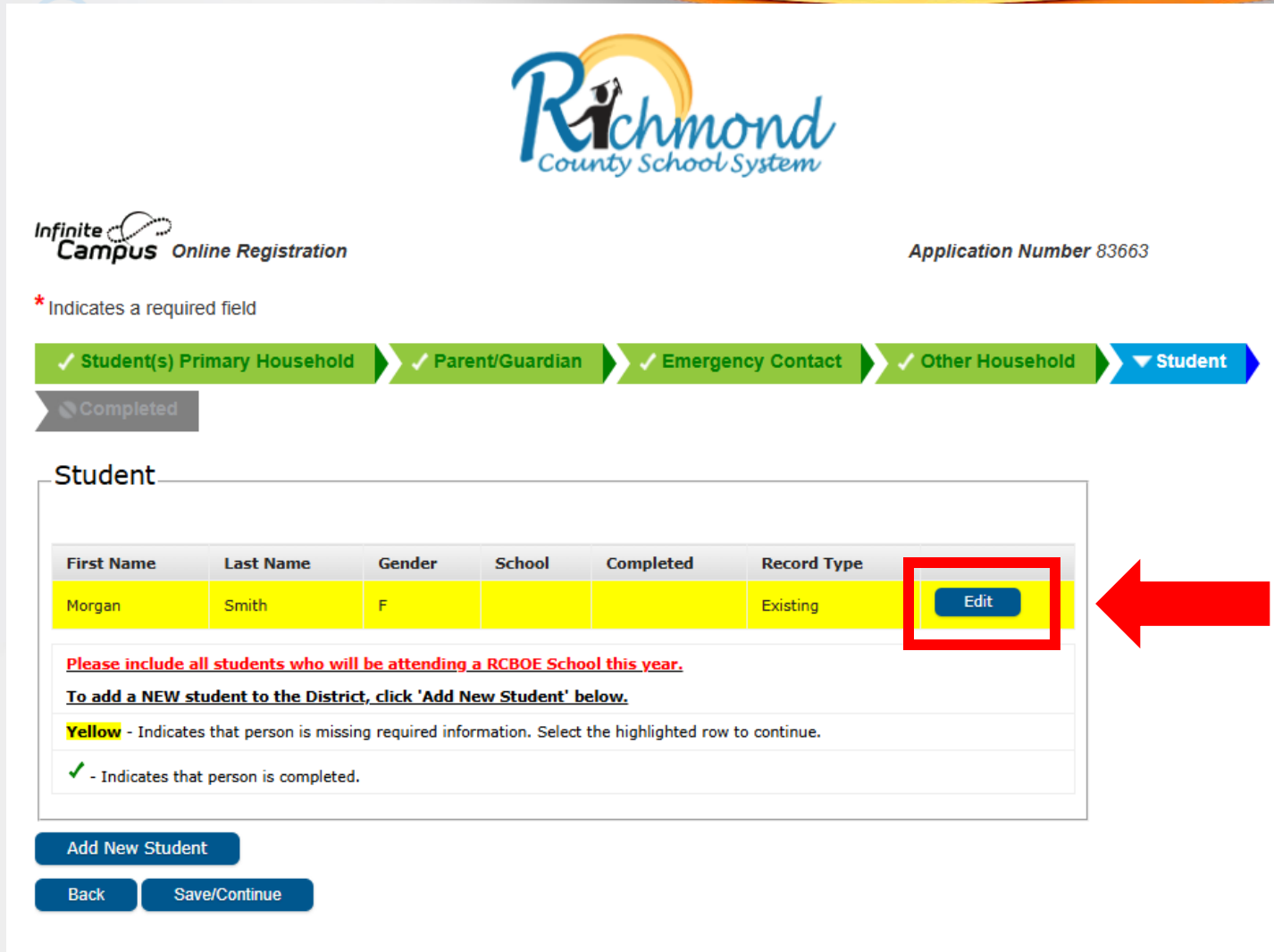


The screenshot shows the Richmond County School System logo at the top center. Below it, the text "Infinite Campus Online Registration" is on the left and "Application Number 83663" is on the right. A progress bar consists of five green chevron-shaped boxes: "✓ Student(s) Primary Household", "✓ Parent/Guardian", "✓ Emergency Contact", "✓ Other Household", and a blue box with a dropdown arrow and "Student". Below the first box is a grey box labeled "Completed". A red asterisk with the text "* Indicates a required field" is positioned above the progress bar. On the right side of the slide, there is a vertical line with a house icon at the top and an open book icon at the bottom.

Register for Bus Transportation

Register for Bus Transportation

Under the "Student" section of the application, Click "Edit."



Richmond
County School System

Infinite Campus Online Registration

Application Number 83663

* Indicates a required field

✓ Student(s) Primary Household ✓ Parent/Guardian ✓ Emergency Contact ✓ Other Household ▼ Student

Completed

Student

First Name	Last Name	Gender	School	Completed	Record Type	
Morgan	Smith	F			Existing	Edit

Please include all students who will be attending a RCBOE School this year.

To add a NEW student to the District, click 'Add New Student' below.

Yellow - Indicates that person is missing required information. Select the highlighted row to continue.

✓ - Indicates that person is completed.

Add New Student

Back **Save/Continue**

Register for Bus Transportation

- Review or fill in required information about your child.
- Under "**Transportation**", click "**Yes**" or "**No**" to register for bus transportation.
- Click "**Save/Continue**."

* Indicates a required field

✓ Student(s) Primary Household > ✓ Parent/Guardian > ✓ Emergency Contact > ✓ Student

Completed

Student Name: Morgan Elise Smith

▸ Demographics

▸ Student Services

▸ Language Information

▸ Previous Enrollment in Georgia

▸ Relationships - Parent/Guardians

▸ Relationships - Emergency Contacts

▸ Relationships - Other Household

▸ Health Services - Emergency Information

▸ Health Services - Medical or Mental Health Conditions

▸ Health Services - Medications

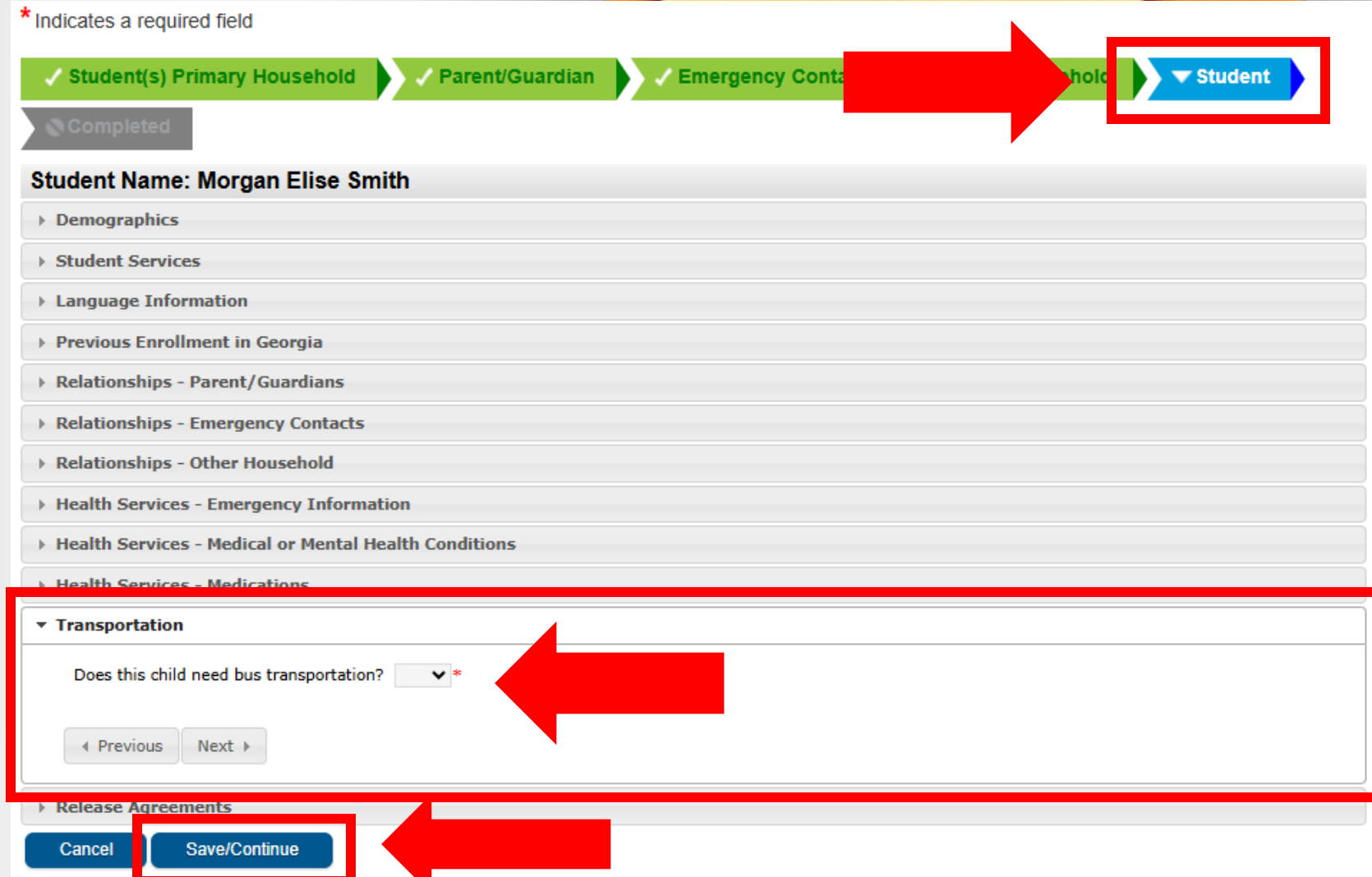
▼ **Transportation**

Does this child need bus transportation? ▼ *

◀ Previous Next ▶

▸ Release Agreements

Cancel Save/Continue



Complete the Application

Once you fill out and review all information for accuracy, click "**Submit**" to save your changes.

You must submit your application by clicking the following button.

Submit

PLEASE NOTE: Prior to submitting your application you may verify all of the data you have entered by going back to the area in question or click on the PDF link below. Your information is not submitted until you click the submit button above. You will receive an email notification that you application was received after clicking submit application.

Back

[Application Summary PDF](#)



Quick Links & Contact

- **Transportation Website:** www.rcboe.org/transportation
- **Transportation Hotline:** (706) 796-4777
- **Infofinder Bus Route/School Zone Locator:**
www.rcboe.info/zone
- **StopFinder Bus Tracking Information:**
www.rcboe.org/stopfinder
- **Contact the Richmond County School System:**
www.rcboe.org/contactus

www.rcboe.org/busregistration