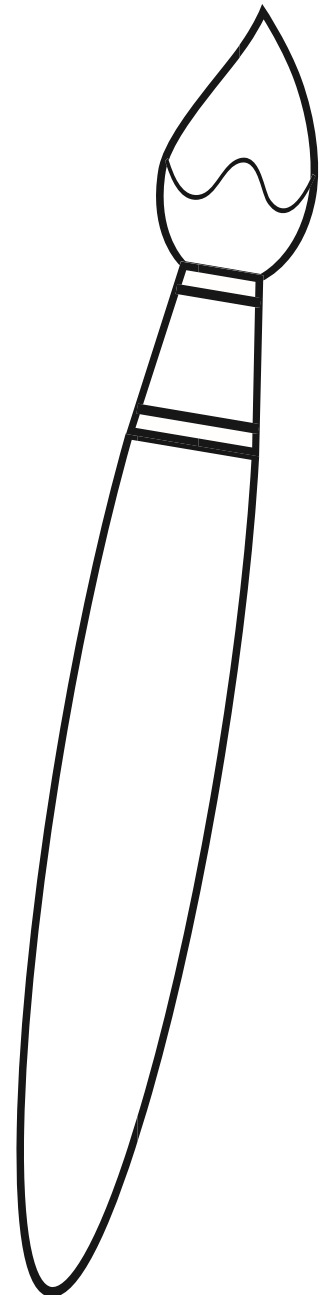


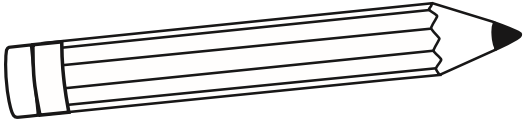


E-Learning for Art

Please complete one of the following art assignments for each day you should be in art. If you need any further help please ask an adult to reach out to your art teacher for you!



Artist to Know: Tate Nation

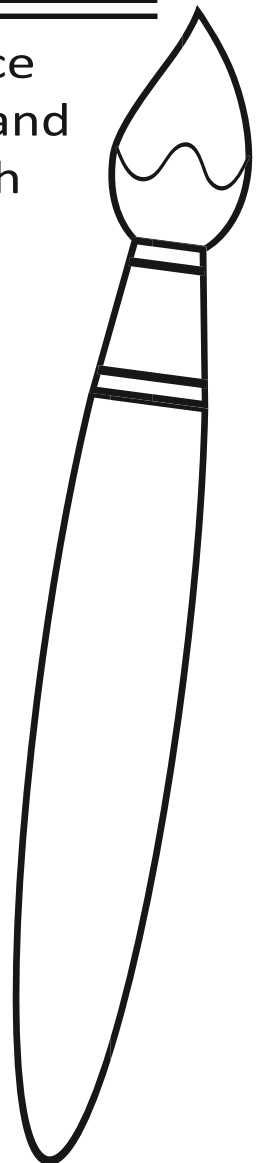
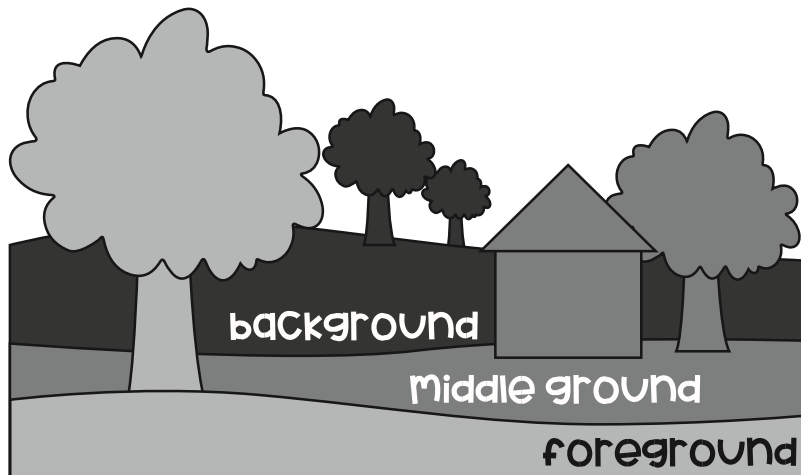


Tate Nation is an artist from Charleston, South Carolina. He paints landscapes, buildings, and locations around Charleston.



Space

Space is an element of art. Tate Nation shows space in his art by creating a foreground, middle ground, and background. This makes his art look like it has depth and that there are objects close up and far away.



Your Turn!

Create a picture that has a foreground, middle ground, and background.

Vocabulary

Tate Nation- South Carolina Artist, painter

Space- element of art, creates depth in art

Artist to Know:


Jonathan Green



Jonathan Green is an artist from South Carolina who is best known for his colorful paintings of Gullah life and culture.

Pattern

Pattern is an element of Art that Jonathan Green uses often in his Art. Draw the patterns you see in this painting.



Color

Color is an element of art. Jonathan Green uses very bright colors in his work. Color the picture above with bright colors.

Your Turn!

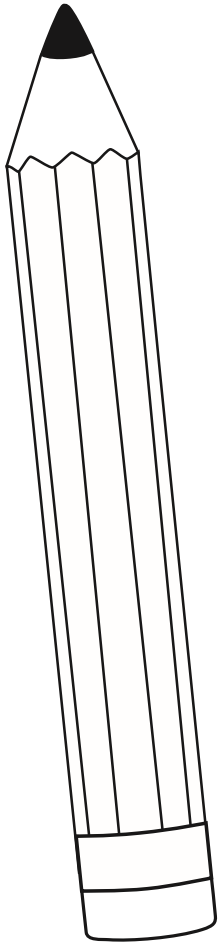









Jonathan Green used art as a way to record the people and places in his life. Draw a picture of an important person or place in your life. After your draw please color or paint your picture. Make sure to add patterns and use bright colors!

Vocabulary

Jonathan Green- South Carolina Artist, painter Pattern- element of art, repeated colors or shapes used to decorate or fill a space

Color- element of art



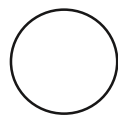


Circles, Circles

Use these circles and
turn them into something else. Think outside the box!
Be creative!

Circles, circles
There are 10 I see.

Circles, circles
What could you be?



B I N G O


Draw something outside	Create a sculpture with paper	Draw your favorite animal	Create a self portrait	Design a poster for a movie
Design the perfect playground	Draw a meal you ate	Create a picture that is symmetrical	Draw an underwater scene	Design a jersey for a team
Make a poster advertising a book	Draw your family	FREE SPACE	Draw a stuffed animal	Draw your favorite teacher
Draw your favorite toy	Make a map of your room or house	Invent a new kind of animal	Design a school uniform for our school	Design the perfect house for a cat

Draw the room you are sitting in	Design the perfect park	Use leaves, and sticks outside to make a picture	Draw a picture with your opposite hand	Draw a map of your classroom
----------------------------------	-------------------------	--	--	------------------------------

Pick 5 tasks and try to get BINGO in one day!


Pixel Art

Here are some examples of Pixel Art. Use the next few pages to create some art of your own!





Artist to Know: Vincent Van Gogh



About Van Gogh

Van Gogh is one of the world's most beloved artists. He lived in several countries in Europe during his life and was known for his bold use of colors and thick brushstrokes. One of his famous paintings is shown here, titled "Vincent's Bedroom in Arles".



Your Turn!

Choose a room in your home to draw, then color or paint. Make sure you add thick and thin lines and bright colors.

Helpful tip:


Things closer to the bottom of the page will appear closer to the viewer, while things closer to the middle of the page appear farther away. These simple tips will help you create the look of space and depth.


Vocabulary

Vincent Van Gogh- Artist from the Netherlands

Line- an element of art, A line is a path made by a moving point

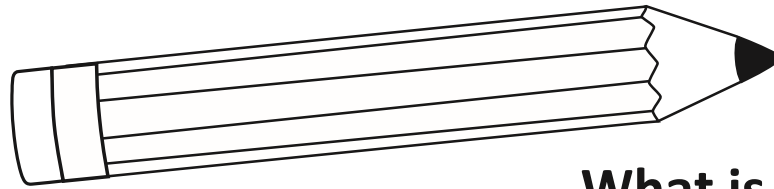
Color- an element of art Space- an element of art, creates depth in art





Subjects in Art:

Still Life Drawings



What is a Still life?

A Still Life is a drawing or painting of objects. Artists arrange these items and draw them exactly as they see them. There is often a light source near by to create high lights and shadows on the items.



Setting Up a Still Life

When setting up a still life you want to make sure you use a variety of items. They should overlap each other and be arranged in an interesting way. Use different textures and colors when choosing your objects. Pick a few of the following items (or something similar) you have around the house. Choose 3-5 objects.

- Something tall
- Something shiny
- Something round
- Large object
- A fruit a veggie
- Something with Small object
- A different textured item
- Something with straight sides

Value

Value is an element of art that describes the lightness or darkness of a color.



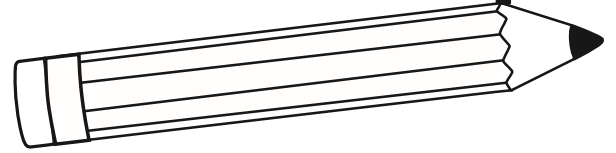
Your Turn!

Set up a still life with objects around your home. Draw what you see. There should be different values in your drawing. Be sure to try

creating shadows where you see them.



Subjects in Art: Landscape



What is a Landscape?

A piece of art that has land or natural area as the subject.

Artists use art to record parts of their lives, and one very important part of life for many people is where they live. There are many different styles of landscapes such as realistic, impressionist, and abstract.

Your turn!

Draw a landscape and color or paint it. You can either go outside to find inspiration there, or you can invent a landscape. Pay attention to which elements of art you use, and how you can fill the whole page in an interesting way.

Elements of Art:

Line Shape Color Texture Value
Space Form



Vocabulary

Landscape- Drawing or painting of natural area or land


Elements of Art- basic ingredients or parts used to create art

Subjects in Art: Cityscape



What is a cityscape?

A cityscape is a piece of art depicting a city, street, or urban area. Cityscapes are similar to landscapes, in that they are both capturing a place.



Elements of Art:

- Line
- Shape
- Color
- Texture
- Value
- Space
- Form

Your turn!

Draw a cityscape and color or paint it. You can either look at pictures to find inspiration, or you can invent a city or street.

Pay attention to which elements of art you use, and how you can fill the whole page to create an interesting composition.

Vocabulary

Cityscape- Drawing or painting of an urban area, city, or street

Elements of Art- basic ingredients or parts used to create art

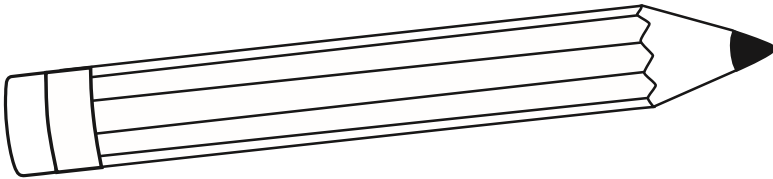
Subjects in Art:

Portrait

A portrait is a piece of art with **What is a Portrait?**

a person as the main subject.

Portraits can be created in many different styles.



Realistic

A realistic portrait is meant to look as close to real life as possible.


This is a very famous realistic portrait called Mona Lisa by Leonardo da Vinci.



Stylized

A stylized portrait is sometimes less realistic than a

photograph and often displays each artist's distinct style, or chosen artistic choices.



Abstract

An abstract portrait is created by the artist using unexpected shapes, lines, and colors.

The key to abstract art is that viewer can still recognize what the subject is.

Your turn!

Draw and color one of the 3 types of portraits shown here. It can be a portrait of someone else, or a picture of you which is called a self-portrait.

Vocabulary

Portrait- Piece of art with a person as the main subject Style- distinct characteristics of an artist's personal choices in their art.