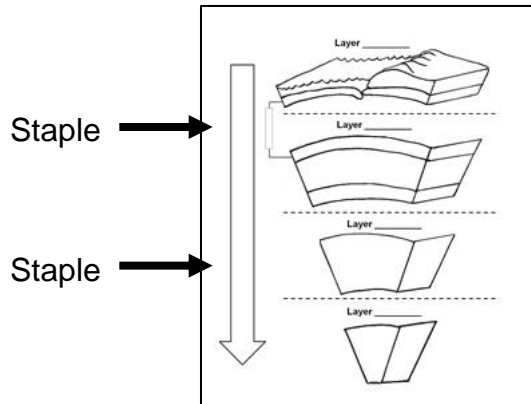


Layers of the Earth Foldable


Directions:

- Make each student a copy of the Earth's Foldable Diagram sheet and a copy of the Earth's Foldable Notes sheet
- Students should staple the Earth's Foldable Diagram sheet on top of the Earth's Foldable Notes sheet. There should be 2-3 staples down the left side of the paper (on the outside of the large arrow). See the diagram below

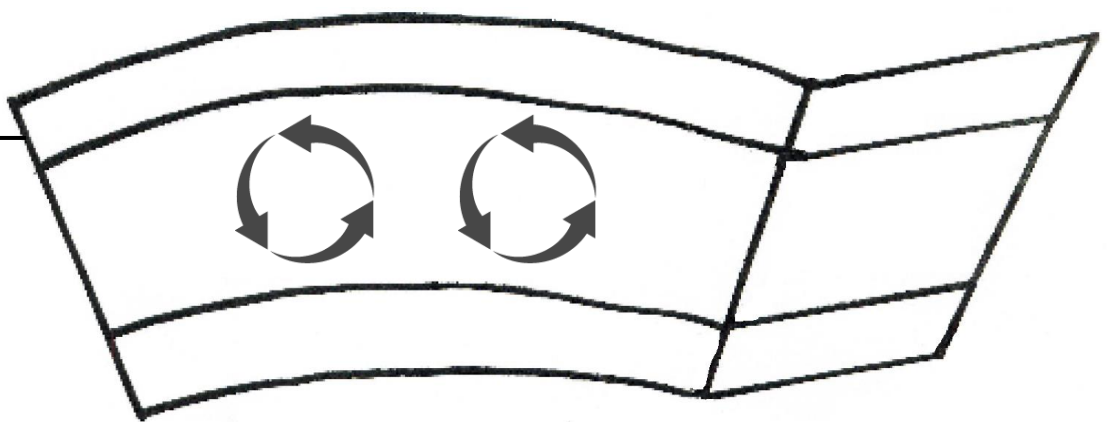


- Students should cut the Earth's Foldable Diagram sheet along the dotted lines. Be sure to stress to students to only cut as far as the dotted line.
- While learning about each layer of the Earth's surface, the students should label (and possibly color) each layer as identified by the teacher and record notes for each layer on the notes sheet. At the end, students will write a statement inside the arrow going down the paper.

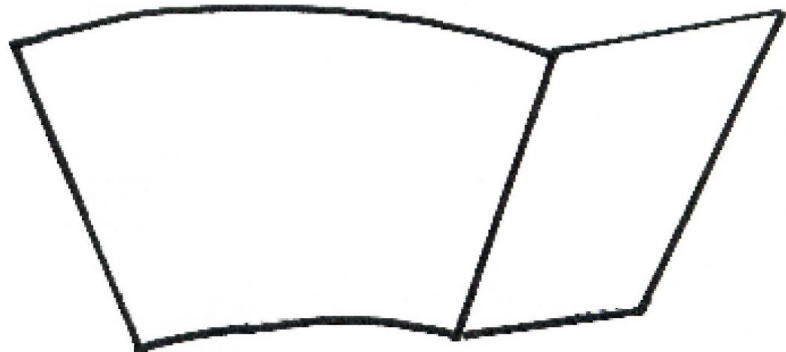
Layer _____




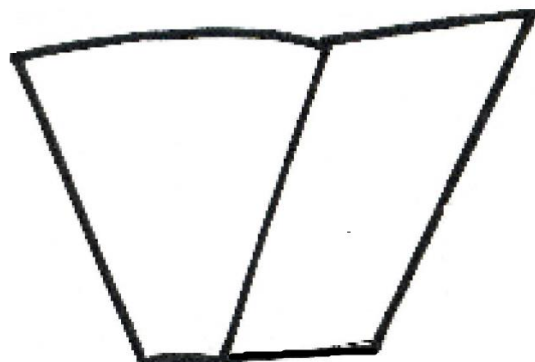
Layer _____



Layer _____



Layer _____



Layers of the Earth

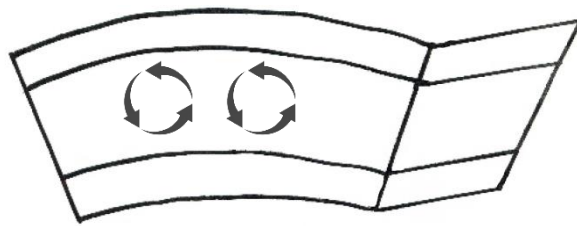
Layer _____

Description:



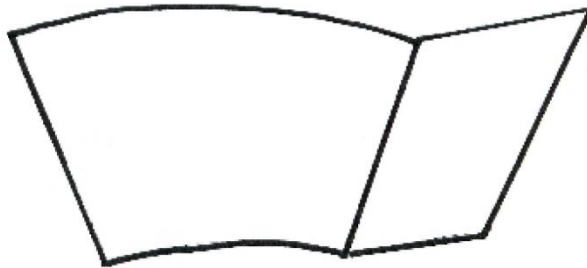
Layer _____

Description:



Layer _____

Description:



Layer _____

Description:

