



Georgia Milestones Strategies and Tips to Improve Your Performance



Do Your Best.

ON THE TEST!

Test Taking Strategy #1-

Get ready before testing



• Avoid the morning rush. Set out clothes the night before. Get to school a few minutes earlier than you usually do.



• Get plenty of rest the night before each testing day

You need 8-10 hours of sleep, so go to bed by 10pm.

• Eat a good nutritious breakfast the morning of each testing day

(Milk w/cereal, eggs, fruits; no *Hot Cheetos* and candy.)



Can You Follow Directions?

Directions for the sheet of paper I gave you.

Take This Test.

CAN YOU FOLLOW DIRECTIONS?

- This is a timed test--you have 3 minutes only!
- 1. Read everything carefully before doing anything.
- 2. Put your name in the upper right-hand corner of this paper.
- 3. Loudly call out your first name.
- 4. Circle your name.
- 5. If you have followed directions carefully to this point, call out "I have."
- 6. Draw five small squares in the upper left-hand corner.
- 7. Put an "X" in each square.
- 8. In your normal speaking voice, count from ten to one backwards.
- 9. Now that you have finished reading everything carefully, do only sentences one and two.

Read Aloud

Test Taking Strategy #2

LISTEN

Always listen to the directions given by teacher.

READ

- Read the directions written on the test.

ASK

- Read the question and ALL answer choices before marking anything.

Follow Directions!

Test Taking Strategy #3

Use your time wisely!

1. Don't spend too much time on any one question.



2. It is important to answer every question even if you are not sure of the answer.

5. Answer the easiest questions first,
but be sure to go back to those questions you skipped.

4. Save time at the end to review your test and make sure you haven't left out any answers.

3. Use all your time! There are no extra points for finishing early.

Test Taking Strategy #4

If you can't figure out which answer is correct, try to eliminate (get rid of) the answers that you know are wrong.

Eliminate
obviously
wrong answer
choices

Eliminate choices
that are partly
correct


Eliminate items that
are correct but don't
answer the question



Elimination

Test Taking Strategy #5

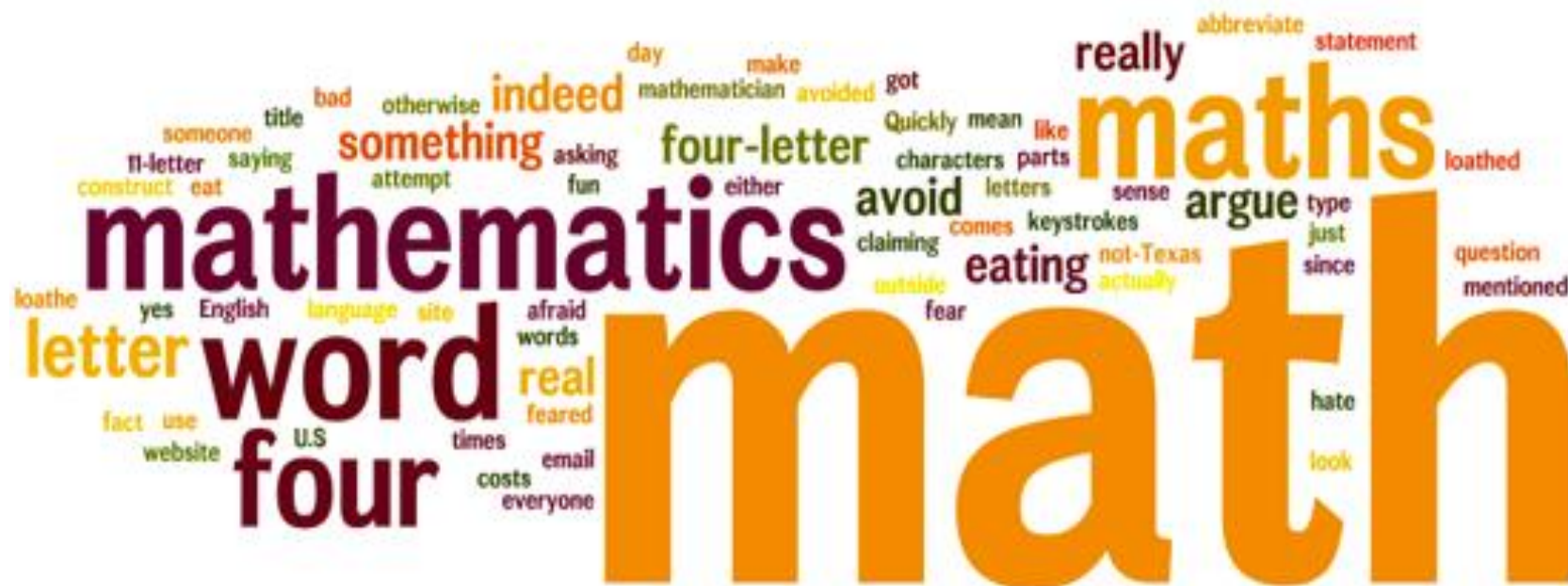
Educated guessing means **using everything you know to attempt to answer the question.**



Educated Guess



Math Information



Test Taking Strategy #10

Make sure to answer all the questions. Some have multiple parts.

Look for Math Key Words, they will help you solve the problems(difference, sum, product, etc.

Work out Everything....make sure You copy the problem correctly before you solve it.



Do not waste time erasing on your scratch paper. We have tons of paper to handout.

Solve Multi-Digit ADDITION PROBLEMS

Two-digit Addition	Three-digit Addition
<p>Break apart</p> $89 + 34 = 123$ <p>ones $9 + 4 = 13$ tens $30 + 80 = 110$</p> <p>Use a number line</p> <p>89 99 109 119 123</p>	<p>Break apart</p> $389 + 253 = 642$ <p>hundreds $300 + 200 = 500$ tens $80 + 50 = 130$ ones $9 + 3 = 12$</p> <p>Use a number line</p> <p>389 589 599 609 619 629 639 642</p>
<p>Vertical addition</p> $\begin{array}{r} 89 \\ + 34 \\ \hline 123 \end{array}$ <p>ones tens</p>	<p>Vertical addition</p> $\begin{array}{r} 389 \\ + 253 \\ \hline 642 \end{array}$ <p>ones tens hundreds</p>
<p>algorithm</p> $\begin{array}{r} 89 \\ + 34 \\ \hline 123 \end{array}$ <p>regroup</p>	<p>algorithm</p> $\begin{array}{r} 389 \\ + 253 \\ \hline 642 \end{array}$ <p>regroup</p>

- If you have anytime left during the math test, check over your work and redo the problems and see if you come up with the same answer.
- Look for careless mistakes.

What if a student is good at solving math problems in his head?

- Do not try to solve anything in your head on the test! There is no point in it and little mistakes will happen.
- Make sure you write down all of your thinking and problem-solving on paper. This will eliminate a lot of careless errors.

Other Math Tips

- Use Scratch Paper.
- Double Check To Make Sure You've copied the problem correctly.
- Line Up Place Values (thousands, hundreds, tens, ones) Neatly To Avoid Careless Mistakes.

Pace Yourself.
MOVE ON AND
GO BACK!

When Reading a Passage Remember To:

READ THE QUESTIONS FIRST *to
determine what you are looking for as
you read the selection.*



Reading Test

- Passages are fiction and nonfiction. They can be letters, poems, recipes, informational articles, folk tales, or other genres.
- On the Reading Test, multiple choice questions fall into four general categories: main idea, word meaning, supporting details, and inferences.

Do students need to know the main idea of each passage?

- YES! Read to understand-not to remember.
- Think of this test as an open book. Look back in the passage for detail questions.
- Hint: The title often gives the reader a good clue about the main idea.

Main Idea or Summarization Questions:

- These questions are usually written something like, “What is this story mostly about?” or “What’s the main idea?” or “Which sentence best tells about this story?”
- The answer is not stated exactly in the story, so this is a “think about it” type of question. Eliminate the choices that are just detailed answers.

Word Meanings

- Some test questions will focus on the meaning of a word. The words are chosen for these items are supposed to be new words, so it shouldn't bother you if you've never heard of the word.
- Look back in the passage and find the words in that sentence. The words in that sentence (or the sentence before and after) should give clues about the word meaning. Try replacing the word with one of the choices from the test.

Word Meaning Example:

- In the story, Alexander enjoyed staying at expensive hotels and eating at best restaurants. His friends thought the he led an extravagant life.
- Extravagant means
- A. cheap
- B. hard
- C. spending carelessly
- D. sad

Supporting Ideas or Details

- These test questions are about the little details in a story. For example: “What color was Timothy’s skateboard in the story?”
- Go back to the story and find the answer. Once again, it’s not important to remember the answer to these questions.....Look back in the passage and find the answer!

On the Georgia Milestones, students should:

- Read the question and all of the answer choices carefully. Then select the best answer.
- USE P.O.E (process of elimination) to cross out incorrect answer choices.
- Guess and move on.
- Answer the constructed response questions use the A.C.E.Strategy (answer the question, cite evidence from text, extend/explain your answer)

Final Tip Reminders


- ☑ If the test requires you to read passages and then answer questions about what you read,

Read the questions first.


- ☑ Line up place value correctly on your scratch paper (thousands, hundreds, tens, ones).

- ☑ **Remember:** Never leave any question on a test blank.

Remember...



**I AM SCARED
OF THE TEST
MONSTER!!!!**



Remember the strategies! They will help you to feel confident.

- **Think positively about doing your best!**
- **Take a deep breath to relax.**
- **Answer EVERY question.**
- **Make intelligent educated guesses.**
- **Think about one item at a time.**
- **DO YOUR BEST!**



Follow these tips to reduce your anxiety!

Reduce Your Test Anxiety With Practice



- **Confidence comes from practice and becoming familiar with the format.**



**Strategies You Have
Learned Today, and With
Practice, You Can Improve
Your Test Taking Skills and
Test Scores.**

YOU CAN DO THIS!



SOURCES:

**"PREPARING MIDDLE SCHOOL STUDENTS FOR
HIGH STAKES TESTS," TARA MUSSLEWHITE,
Atascocita Middle School, Humble, Texas**
**"15 STRATEGIES EVERY TEST TAKER SHOULD
HAVE," VISTA MIDDLE SCHOOL, VAN NUYS, CA**

Song on You tube