




Dorothy Hains Elementary School

 1820 Windsor Spring Rd, Augusta, GA 30906

 (706)796-4918

 Grades: K-5

 Enrollment: 564 students

Note: For information on educator qualifications and other federal reporting requirements, [click here](#). Discipline data are available in the [K-12 Student Discipline Dashboard](#).

Performance Snapshot

- Dorothy Hains Elementary School's **overall performance is higher than 28% of schools in the state** and is higher than its district.
- Its students' **academic growth is higher than 71% of schools in the state** and higher than its district.
- **29.5% of its 3rd grade students are reading at or above the grade level target.**
- Dorothy Hains Elementary School is **Beating the Odds**, meaning that it performs better than similar schools.

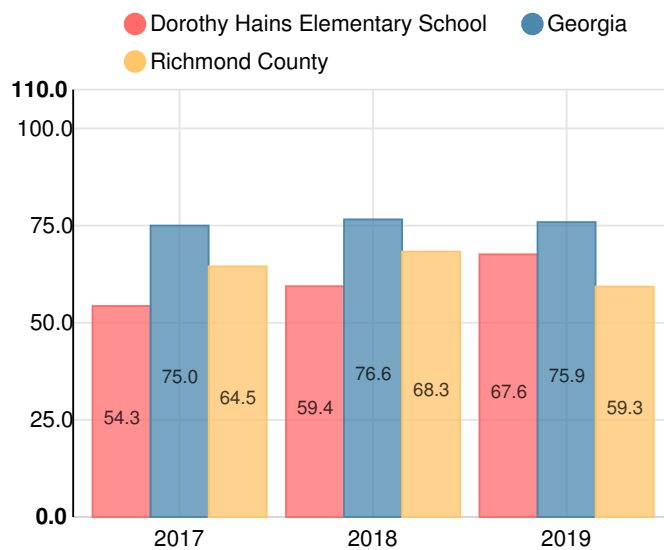
School Wide

D67.6

Year	Dorothy Hains Elementary School
2019	D
2018	F
2017	F
2016	F
2015	F

Grade conversion	
A	90 - 100
B	80 - 89.9
C	70 - 79.9
D	60 - 69.9
F	0 - 59.9

CCRPI Single Score



Student Mobility Rate

20.4%

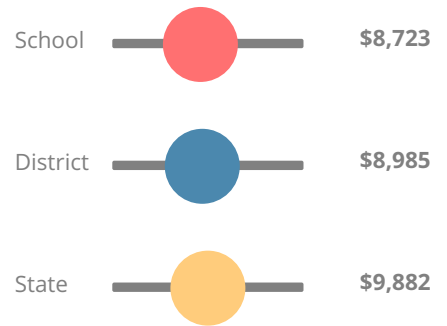
School Climate Star Rating



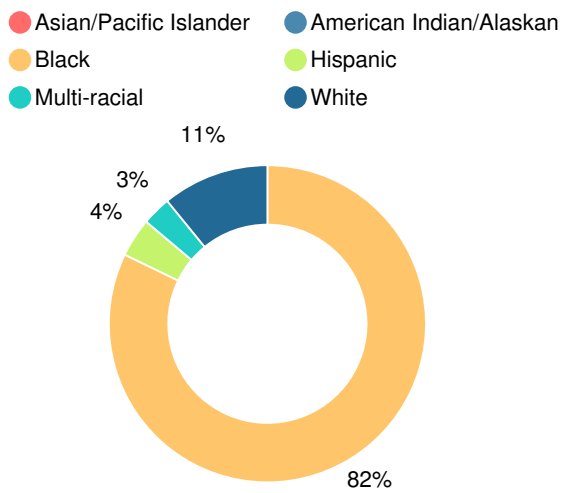
Financial Efficiency Star Rating



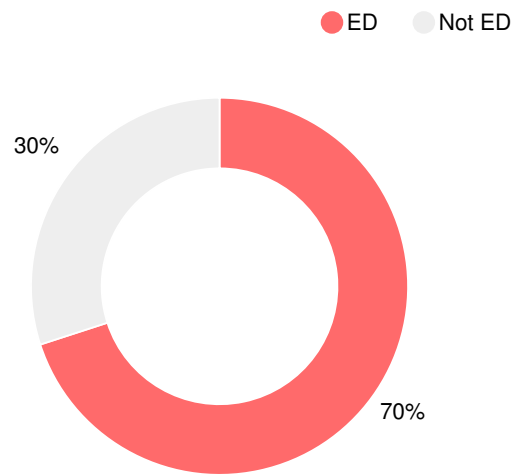
Per Pupil Expenditures



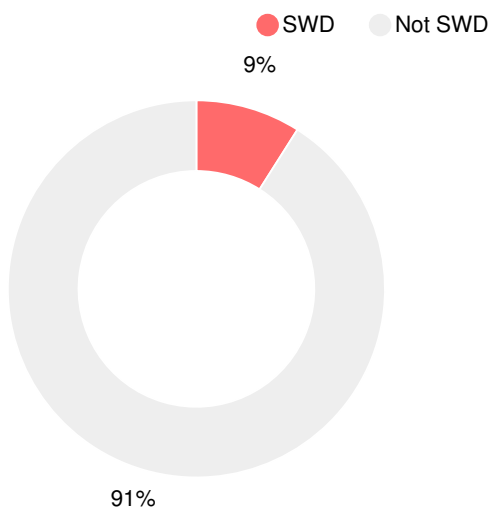
Race/Ethnicity



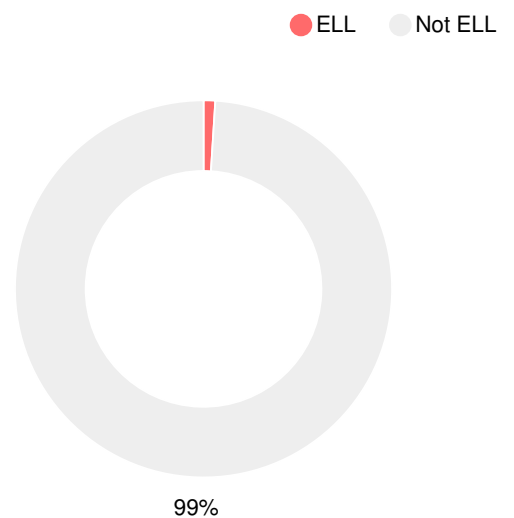
Economically Disadvantaged (ED)



Students with Disability (SWD)



English Language Learners (ELL)



Elementary

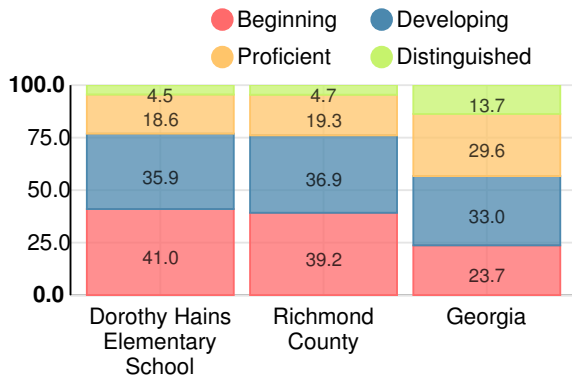
CCRPI Score

Dorothy Hains Elementary School

Indicator	2019
Content Mastery	39.7
Progress	89.0
Closing Gaps	65.6
Readiness	73.4
CCRPI Score	67.6

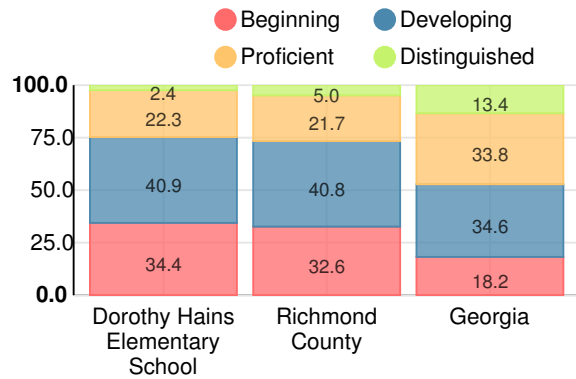
English

Percent of students scoring in each performance level on 2019 Georgia Milestones for elementary grades



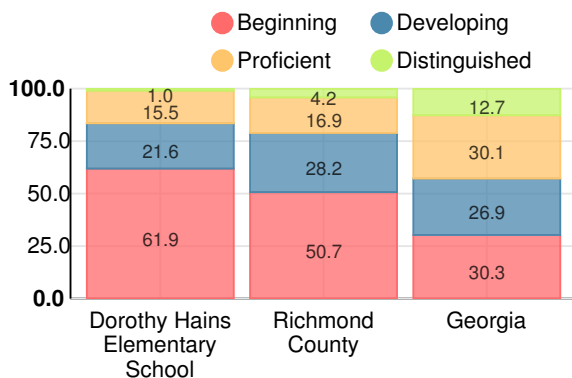
Mathematics

Percent of students scoring in each performance level on 2019 Georgia Milestones for elementary grades



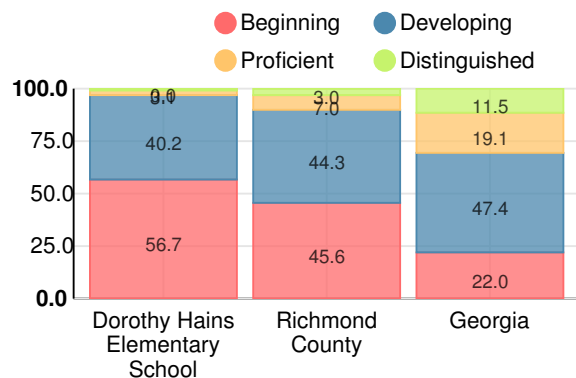
Science

Percent of students scoring in each performance level on 2019 Georgia Milestones for elementary grades



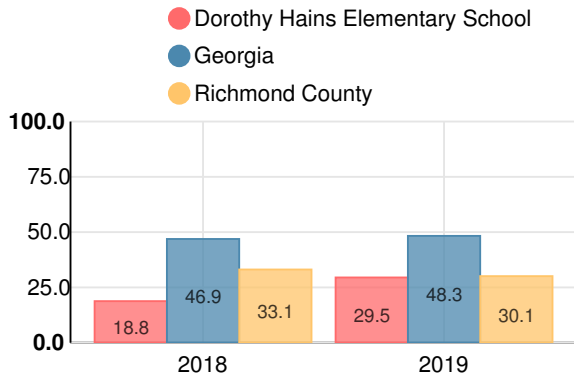
Social Studies

Percent of students scoring in each performance level on 2019 Georgia Milestones for elementary grades



Reading at or above the Grade Level Target (3rd Grade)

Percent of students in grade 3 achieving Lexile measure equal to or greater than 670



Reading at or above the Grade Level Target (5th Grade)

Percent of students in grade 5 achieving Lexile measure equal to or greater than 920

