



Wilkinson Gardens Elementary School

 1925 Kratha Dr, Augusta, GA 30906

 (706)737-7219

 Grades: K-5

 Enrollment: 735 students

Note: For information on educator qualifications and other federal reporting requirements, [click here](#). Discipline data are available in the [K-12 Student Discipline Dashboard](#).

Performance Snapshot

- Wilkinson Gardens Elementary School's **overall performance is higher than 2% of schools in the state** and is lower than its district.
- Its students' **academic growth is higher than 44% of schools in the state** and higher than its district.
- **14.6% of its 3rd grade students are reading at or above the grade level target.**

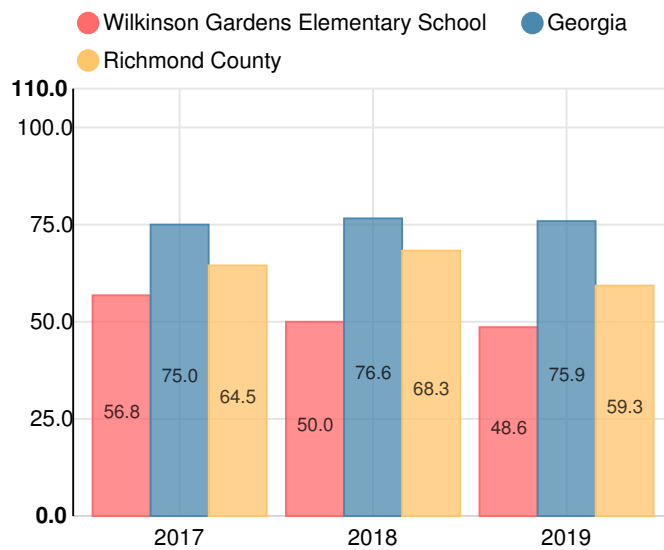
School Wide

F48.6

| Year | Wilkinson Gardens Elementary School |
|------|-------------------------------------|
| 2019 | F |
| 2018 | F |
| 2017 | F |
| 2016 | F |
| 2015 | F |

| Grade conversion | |
|------------------|-----------|
| A | 90 - 100 |
| B | 80 - 89.9 |
| C | 70 - 79.9 |
| D | 60 - 69.9 |
| F | 0 - 59.9 |

CCRPI Single Score



Student Mobility Rate

29.4%

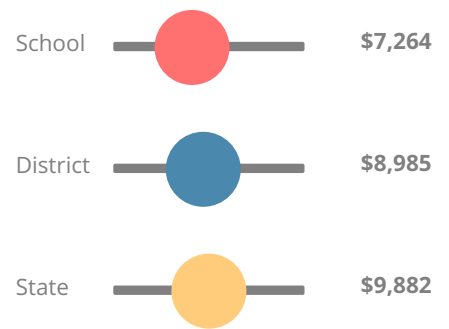
School Climate Star Rating



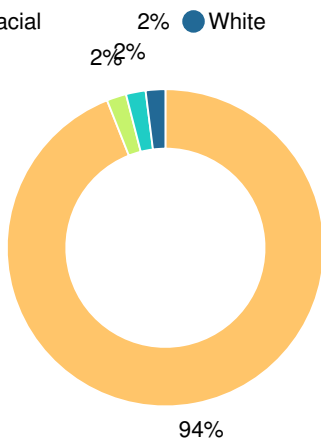
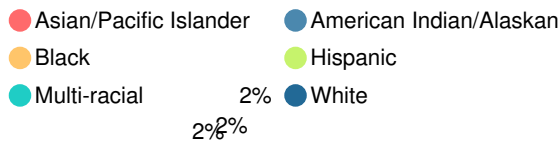
Financial Efficiency Star Rating



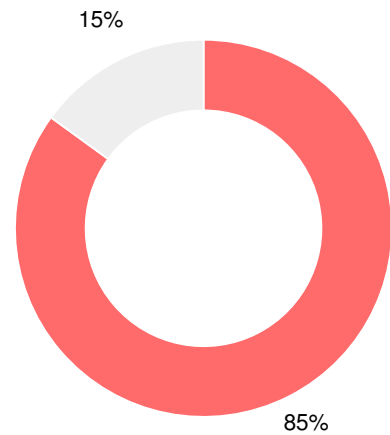
Per Pupil Expenditures



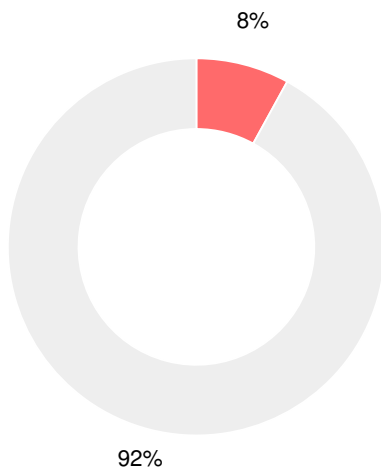
Race/Ethnicity




Economically Disadvantaged (ED)



Students with Disability (SWD)



English Language Learners (ELL)



Elementary

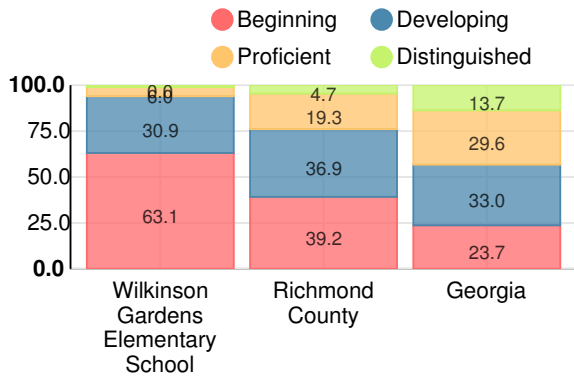
CCRPI Score

Wilkinson Gardens Elementary School

| Indicator | 2019 |
|--------------------|-------------|
| Content Mastery | 22.1 |
| Progress | 81.4 |
| Closing Gaps | 10.7 |
| Readiness | 59.2 |
| CCRPI Score | 48.6 |

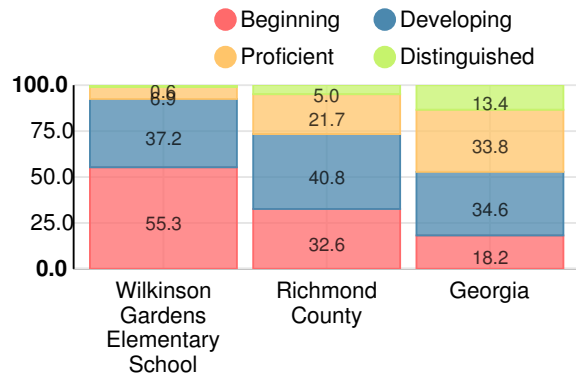
English

Percent of students scoring in each performance level on 2019 Georgia Milestones for elementary grades



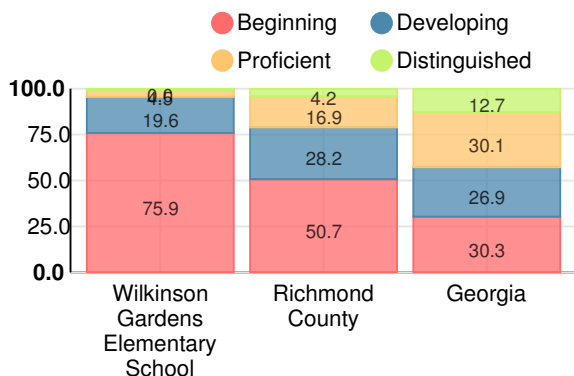
Mathematics

Percent of students scoring in each performance level on 2019 Georgia Milestones for elementary grades



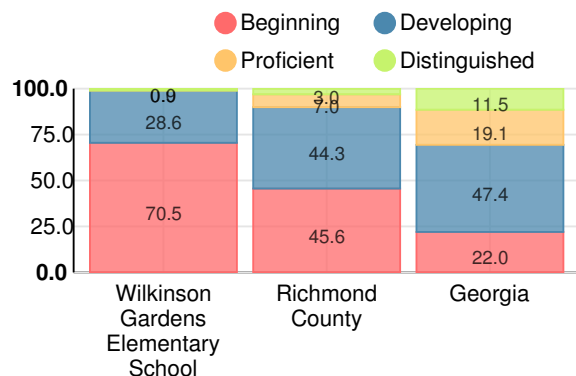
Science

Percent of students scoring in each performance level on 2019 Georgia Milestones for elementary grades



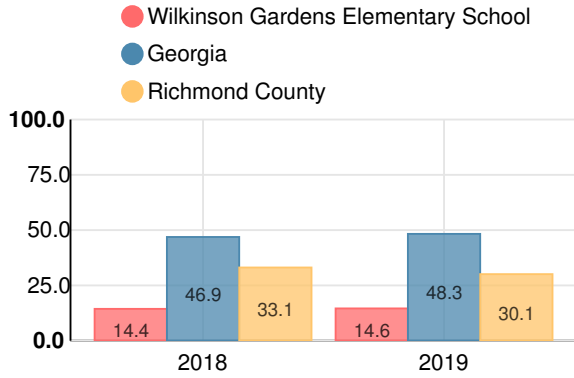
Social Studies

Percent of students scoring in each performance level on 2019 Georgia Milestones for elementary grades



Reading at or above the Grade Level Target (3rd Grade)

Percent of students in grade 3 achieving Lexile measure equal to or greater than 670



Reading at or above the Grade Level Target (5th Grade)

Percent of students in grade 5 achieving Lexile measure equal to or greater than 920

