




Willis Foreman Elementary School

 2413 Willis Foreman Rd, Hephzibah, GA 30815

 (706)592-3991

 Grades: K-5

 Enrollment: 299 students

Note: For information on educator qualifications and other federal reporting requirements, [click here](#). Discipline data are available in the [K-12 Student Discipline Dashboard](#).

Performance Snapshot

- Willis Foreman Elementary School's **overall performance is higher than 7% of schools in the state** and is lower than its district.
- Its students' **academic growth is higher than 19% of schools in the state** and lower than its district.
- **35.0% of its 3rd grade students are reading at or above the grade level target**.

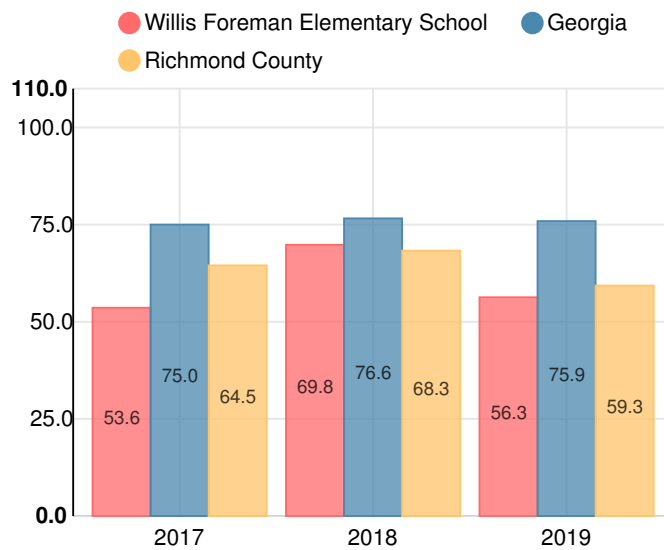
School Wide

F56.3

Year	Willis Foreman Elementary School
2019	F
2018	D
2017	F
2016	F
2015	F

Grade conversion	
A	90 - 100
B	80 - 89.9
C	70 - 79.9
D	60 - 69.9
F	0 - 59.9

CCRPI Single Score



Student Mobility Rate

26.5%

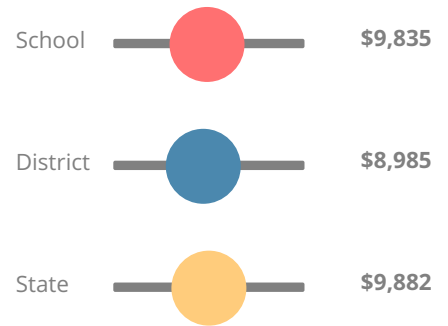
School Climate Star Rating



Financial Efficiency Star Rating

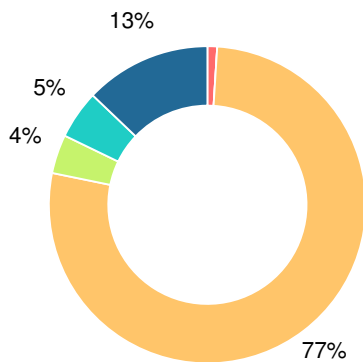


Per Pupil Expenditures



Race/Ethnicity

- Asian/Pacific Islander
- American Indian/Alaskan
- Black
- Hispanic
- Multi-racial
- White



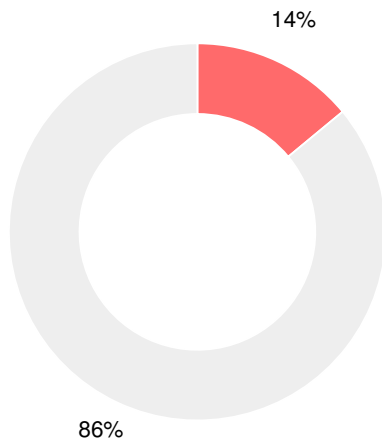
Economically Disadvantaged (ED)

- ED
- Not ED



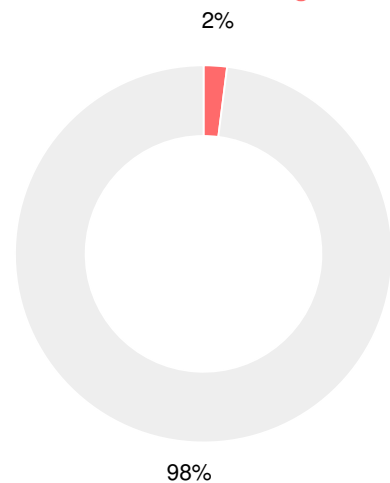
Students with Disability (SWD)

- SWD
- Not SWD



English Language Learners (ELL)

- ELL
- Not ELL



Elementary

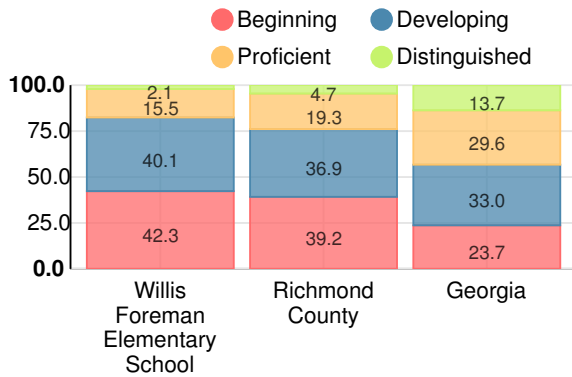
CCRPI Score

Willis Foreman Elementary School

Indicator	2019
Content Mastery	39.7
Progress	72.9
Closing Gaps	28.6
Readiness	72.7
CCRPI Score	56.3

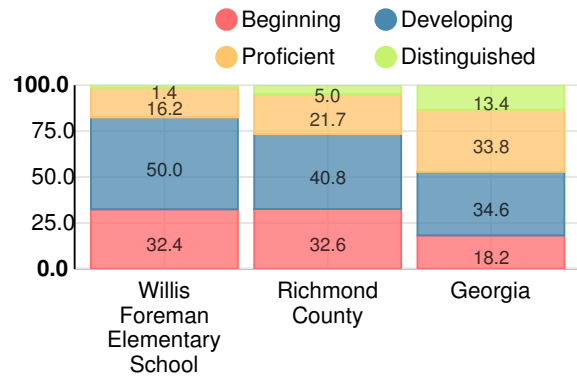
English

Percent of students scoring in each performance level on 2019 Georgia Milestones for elementary grades



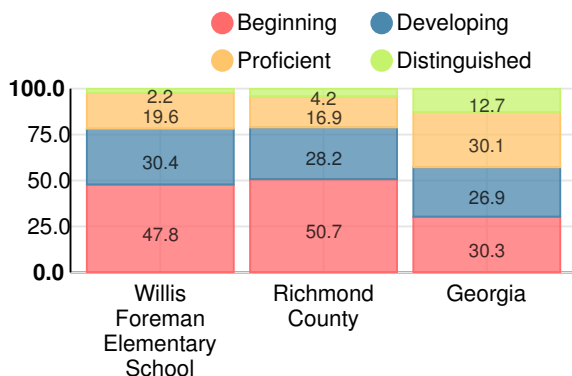
Mathematics

Percent of students scoring in each performance level on 2019 Georgia Milestones for elementary grades



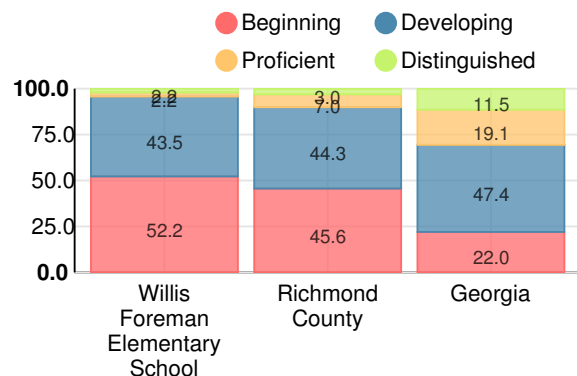
Science

Percent of students scoring in each performance level on 2019 Georgia Milestones for elementary grades



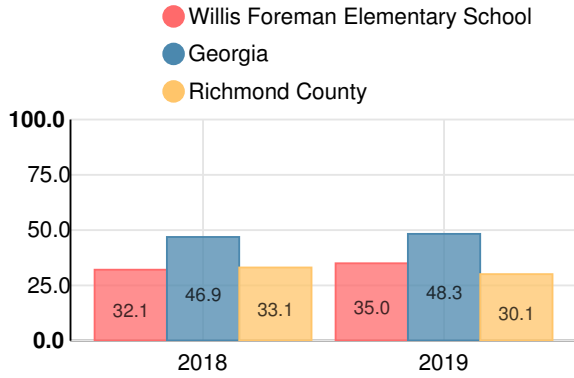
Social Studies

Percent of students scoring in each performance level on 2019 Georgia Milestones for elementary grades



Reading at or above the Grade Level Target (3rd Grade)

Percent of students in grade 3 achieving Lexile measure equal to or greater than 670



Reading at or above the Grade Level Target (5th Grade)

Percent of students in grade 5 achieving Lexile measure equal to or greater than 920

