



Alphabet websites

<http://www.learnthealphabet.org/>

<http://www.starfall.com/>

http://www.abcy.com/alphabet_matching_game.htm

<http://pbskids.org/games/abc/>

<https://www.turtlediary.com/games/alphabet.html>

www.education.com/games/alphabet/

<http://tvokids.com/preschool/games/alphabet-goop>

http://www.learninggamesforkids.com/alphabet_games.html

<http://web.archive.org/web/20120427044235/http://www.beginningreading.com/Free%20Worksheets.htm>

<http://www.dltk-teach.com/alphabuddies/index.htm>

<https://www.quia.com/jg/1859.htm>

https://web.archive.org/web/20110203081938/http://free-reading.net/index.php?title=Letter_cards

Writing/ Tracing websites

<http://www.mymoondrops.com/info/spelling.html#>

<http://tools.atozteacherstuff.com/printable-handwriting-practice-worksheet-maker/>

<http://www.kidzone.ws/TRACERS/NONE/>

http://www.createprintables.com/custom_name_start.php

<https://www.handwritingworksheets.com/print-k/make-pk-all.htm>

<http://www.softschools.com/handwriting/practice/>

I can write letters!

Aa

Bb

Cc

Dd

Ee

Ff

Gg

Hh

Ii

Jj

Kk

Ll

Mm

Nn

Oo

Pp

Qq

Rr

Ss

Tt

Uu

Vv

Ww

Xx

Yy

Zz

I can write letters!

Aa

Bb

Cc

Dd

Ee

Ff

Gg

Hh

Ii

Jj

Kk

Ll

Mm

Nn

Oo

Pp

Qq

Rr

Ss

Tt

Uu

Vv

Ww

Xx


Yy

Zz

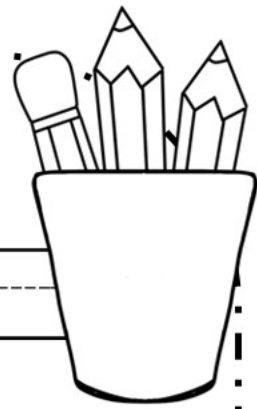
A simple line drawing of a cup or container. Inside the cup, there are several writing instruments: two pencils with sharpened tips and two pens or ballpoint pens. The drawing is minimalist, using only black outlines on a white background.

Today is:

B B B B B b b b b b



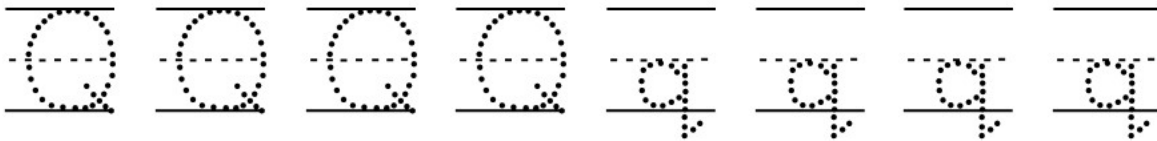
Daily Review



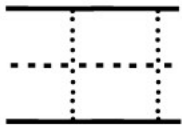
Name: _____

Today is: _____


Trace and write the letters.



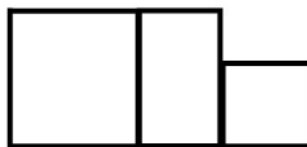
Trace




Tally



Fill in 11



Name: _____



Daily Review

Today is: _____

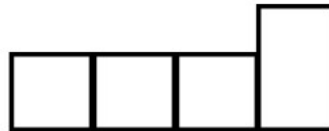
Trace, write, and color the sight words.

an



an

each



each

Draw a line. Match the upper case to lower case letters.

B

r

D

b

R

d

What is missing?

6 _ 8 9

5 6 _ 8

9 10 11 _

Name: _____



Daily Review

Today is: _____

Trace, write, and color the sight words.

up



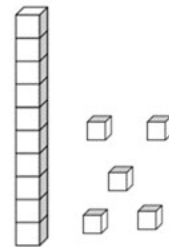
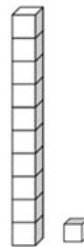
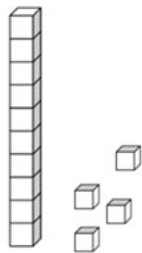
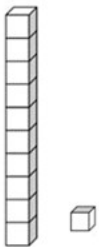
up

will



will

How Many?



read and color
black



yellow



brown



purple



Name: _____



Daily Review

Today is: _____

Trace, write, and color the sight words.

no



no

see



see

Trace the cube shape
and word.



cube

Match the set to the
number word.

eight



five



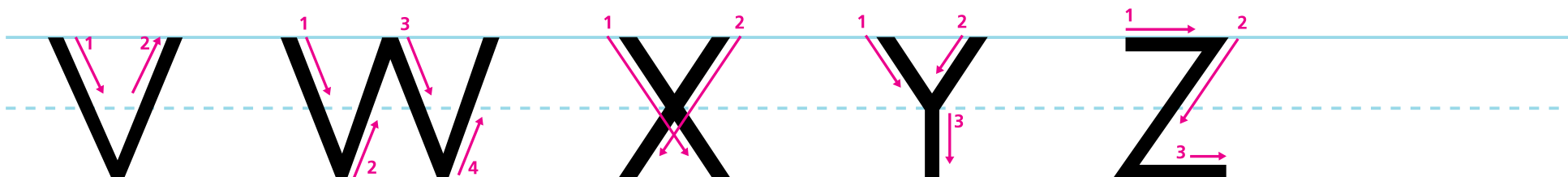
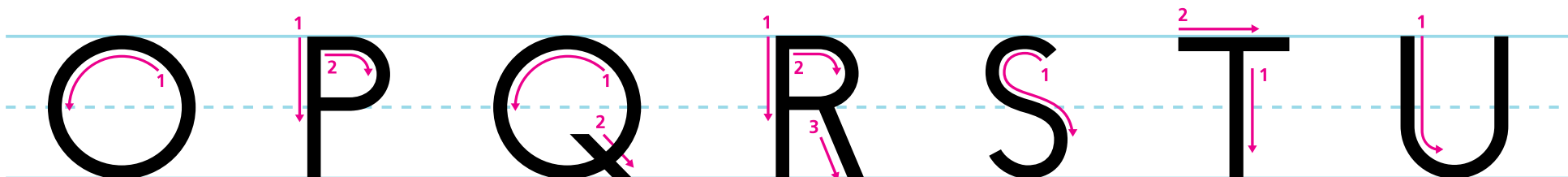
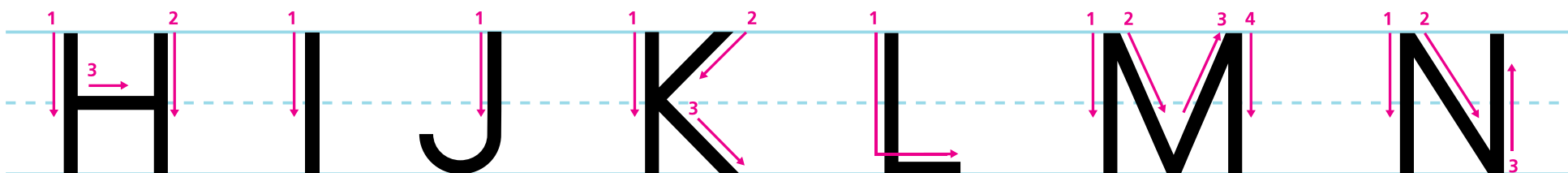
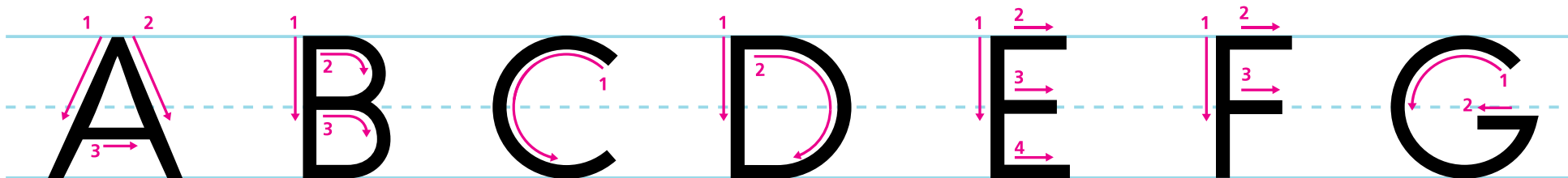
six



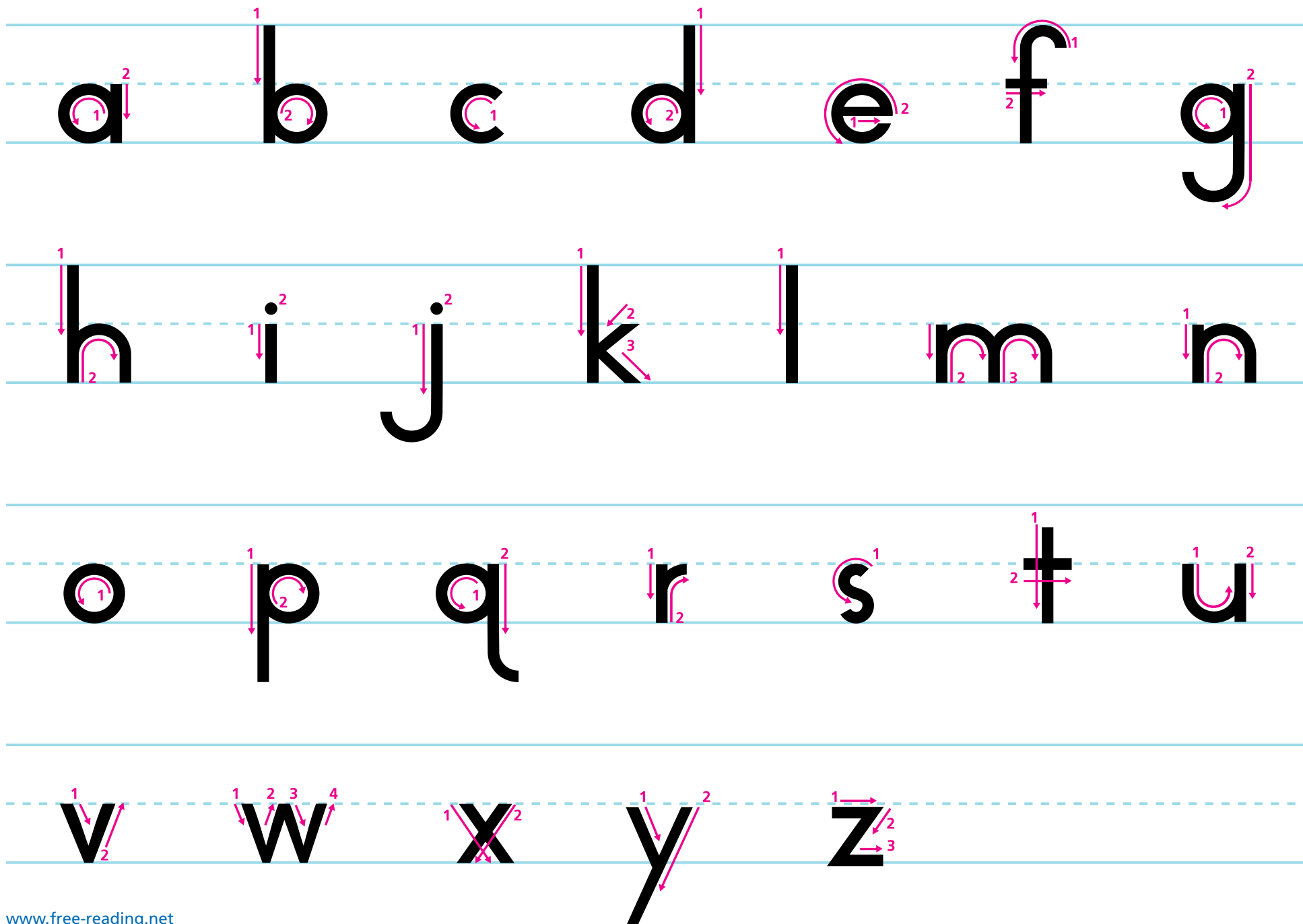
four



Uppercase Letter Formation Guide



Lowercase Letter Formation Guide



in	not	horse	ear	nine	apple
is	two	eight	men	she	bread
it	bird	that	tree	have	corn
cat	red	man	bell	come	farmer
go	but	play		help	rain
to	three	make	day	chicken	street
do	you	rabbit	feet	ten	sister
am	all		game	want	water
at	duck	away	leg	ran	shoe
dog	four	blue	milk	now	door
so	run	down	picture	robin	head
he	said	funny	farm	say	grass
on	was	here	letter	must	brother
be	day	car	ring	good	chair
we	sheep	nest	under	this	thing
pig		jump	what	squirrel	paper
me	look	yellow	ball	well	night
up	yes	into	end	with	table
the	out	soon	name	came	song
no	bear	there	back	ate	house
too	get	sun	birthday	little	father
cow	six	hill	way	where	way
	like	black	hand	boy	doll
my	new	please	purple		good-bye
see	who	ride	school	apple	coat
one	saw	went	girl	bread	fire
did	kitty	box	egg	corn	boat
and	seven	toy	floor	farmer	garden
fish	eat	cake	white	rain	flower
big	they	brown	children	street	
can	are	pretty	eye	money	
for	our	will	party	baby	

Teaching Sight Words – Effective Strategies For Reading Success



How Can You Help At Home?

Make flashcards for each sight word at home. Have your child read the word, spell the word while they look at the letters (this helps students learn the names of all the letters as well! Spend approximately 5 minutes each day with this activity - more if you feel your child is struggling. Quiz your child throughout the day on these sight words (for example, if you are driving to school or having dinner as a family, ask your child to spell as many sight words as they can). You can also help your child build new words from these familiar words. For example, if they can read and write CAT, how would they turn CAT into BAT, HAT, RAT, and THAT? Listed below are great quick activities that will help your child grow academically and gain confidence. They are a lot of fun too!

Sight Words Teaching Strategy

<http://www.sightwords.com/sight-words/lessons/>

- A. **See & Say** — A child sees the word on the flash card and says the word while underlining it with her finger.
- B. **Spell Reading** — The child says the word and spells out the letters, then reads the word again.

Teaching Sight Words – Effective Strategies For Reading Success

- C. **Arm Tapping** — The child says the word and then spells out the letters while tapping them on his arm, then reads the word again.
- D. **Air Writing** — A child says the word, then writes the letters in the air in front of the flash card.
- E. **Table Writing** — A child writes the letters on a table, first looking at and then not looking at the flash card.

Online Sight Words Games

<http://www.sightwords.com/sight-words/games/>

<http://more2.starfall.com/n/matching/sight-words/load.htm>

<http://www.sightwordsgame.com/sight-word-games/>

<https://www.fun4thebrain.com/English/popcornWords.html>

http://www.abcy.com/kindergarten_computers.htm

<https://www.education.com/games/sight-words/>

Sight Words APPS

Fry Words www.alligatorapps.com

Sight Words www.alligatorapps.com

Fry Words Ninja—Reading Game www.alligatorapps.com

Sight Words by Photo Touch www.grasshopperapps.com

Teaching Sight Words – Effective Strategies For Reading Success

Sight Words by Little Speller www.alligatorapps.com

Sight Words 1–300: Kids Learn (a.k.a. English Words Everyone Learns) by Teacher Created Materials

Sight Words Videos

Sight Word Rap 1 | Sight Words | High Frequency Words | Jump Out Words | Jack Hartmann <https://www.youtube.com/watch?v=3zJJ1S6-rMc>

<https://www.youtube.com/watch?v=Zd7tuu6lxQI>

<https://www.youtube.com/watch?v=idexNu0SZpU>

<http://www.madison.kyschools.us/Content2/Students-Pre-K-Kindergarten-Sight-Words-Videos>