



# LEARN

*at-home*  
*at-home learning activities*



- ✓ **print & go**
- ✓ **no-prep**
- ✓ **ease your mind**
- ✓ **engage students at home**

BY: LINDSEY KUSTER



Thank you so much for purchasing this **Learn At Home** packet. I hope you and your students thoroughly enjoy using these materials.


Please print or email this packet to parents. You can also add it to Google Slides and share it via Google Classroom.

If you have any questions about this resource, please contact me at [support@lyndseykuster.com](mailto:support@lyndseykuster.com).

Thank you again, teacher-friend!

Graphics by:  
Whimsy Clips

# Learn At Home!



My name is:

# From the Teacher

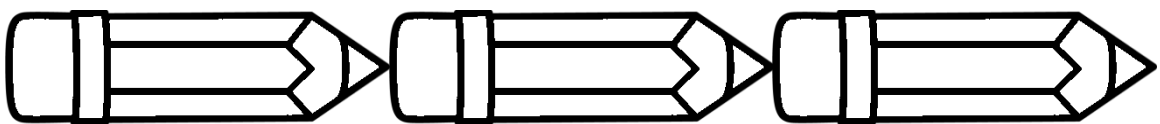
Dear Parents/Guardians,


This packet is filled with many different engaging and fun reading, writing, and mathematics activities to help your child review and practice important skills.

Your child may need assistance in completing some of the activities. If the passages are too difficult for your child to read, have your child practice their listening skills as you read the passages aloud. The only materials your child will need are: books, a pencil, crayons, and plain paper (or a notebook/journal).

I hope these activities help keep your child's mind active and engaged!

Thank you for your continued support!





Week One

# Learn at HOME Mat

## ELA



Read a story. Describe the characters and setting in the story on a piece of paper.

Make a list of words that begin with fl. Choose 2 words and write sentences.

Go around the house with a piece of paper. Make a list of what you see.

Ask your family to share 2 facts and 2 opinions. Record their answers on paper.


Read a story to a teddy bear. Retell what happens in the story.

Make a web of words that rhyme with mat.

Write a list of questions you want to ask your family. Ask them. Write their answers.

Read a story. Write down the reason you think the author wrote the story.

## Math



How many ways can you make the number 20? Show your work on paper.

You have 19 cents in your bank. How many ways can you make 19 cents? Show your work.

You have 10 cookies. Some have icing and some don't. How many of each could you have?

Write down random numbers between 1-50 on paper. Have your child put the numbers in order.


Skip count by 5s to 100. Do jumping jacks while counting.

Write your own addition word problem. Solve it! Be sure to show your work.

Survey: Take a survey of your family's favorite food. What can you learn from the information?

You have 22 balloons. 12 of them pop. How many do you have now? Explain.

## Writing



What is your favorite book? Give your opinion on why you like it.

What holidays do you like most? Why? Explain.

Write everything you know about birds.


I woke up on another planet. And then...

I feel excited...  
I feel scared...  
I feel mad...

Write what it would be like to discover a pot of gold.

How can you be a kind friend? Write about it.

Write a loved one a letter. Be sure to ask questions in your letter!



Week Two

# Learn at HOME Mat

**ELA**



Read a story and write about the problem and solution in the story.

Make a list of words with ar. Choose 2 words and write sentences.

Write down all of the items around your house that begin with g.

Set a timer for 20 minutes. Choose 3 books. Read in a comfy spot.

Read a story to a family member. Retell what happens in the story.

Make a web of words that rhyme with mug.

Read an informational text or website. Write 3 facts you learned.

Read a story. Write about your favorite part. Illustrate.

**Math**



How many ways can you make the number 12? Show your work on paper.

You have 31 cents in your bank. How many ways can you make 31 cents? Show your work.

You have 8 shirts. Some are blue. Some are green. How many of each could you have?

Write down random numbers between 1-50 on paper. Have your child put the numbers in order.


Skip count by 2s to 50. Do knee raises while counting.

Write your own subtraction word problem. Solve it! Be sure to show your work.

Survey: Take a survey of your family's favorite movie. What can you learn from the information?

You have 18 pencils. 6 of them break. How many do you have now? Explain.

**Writing**



Write about a funny memory at school. Use many details.

Write a letter to your teacher about your time at home.

Write everything you know about flowers.


Imagine you are a butterfly. What adventure would you go on?

What would you do to make a new student feel welcomed?

Write about a problem you faced and how you solved it.

How can you be a kind friend? Write about it.


Write about a place you love to visit. Use many details.



Week Three

# Learn at HOME Mat

## ELA



Read a story.  
Write about what you would change in the story.

Make a list of words with an.  
Choose 2 words and write sentences.

Write down all of the items around your house that begin with m.

Set a timer for 20 minutes.  
Choose 3 books.  
Read in a comfy spot.


Read a story to a toy or a pet.  
Retell what happens in the story.

Make a web of words that rhyme with pot.

Read a text about your favorite holiday.  
Share 3 facts you learned with your family.

Read a story.  
Would you recommend this book to a friend? Write why or why not.

## Math



How many ways can you make the number 17?  
Show your work on paper.

You have 28 cents in your bank. How many ways can you make 28 cents?  
Show your work.

You have 11 cupcakes. Some are vanilla. Some are chocolate.  
How many of each could you have?

Write down random numbers between 1-50 on paper. Have your child put the numbers in order.


Skip count by 10s to 100. Do sit ups while counting.

Write your own word problem about adding three numbers.  
Solve it! Be sure to show your work.

Survey: Take a survey of your family's favorite color. What can you learn from the information?

You have 14 flowers. You give 5 flowers to Mom. How many do you have now? Explain.

## Writing



Choose your favorite toy.  
Write a list of words that describe how your toy looks.

Imagine you are a scientist.  
What experiments would you do?

Write everything you know about space.

How should you take care of a pet? Write about it.

Write a letter to your parents about your favorite time at school.



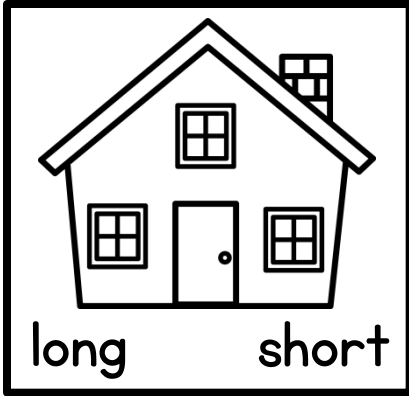
Write about what you want to be when you grow up.  
Explain why.

What do you do to stay healthy? Write about it.

Write about your favorite TV show or book character. Use many details.

# Long Or Short?

Look at the picture. Circle whether the vowel sound is long or short.



# Spot The Mistakes

Look at the sentence below. Rewrite the sentence correctly.

can wi wach a sho on tv!

---



---



---

# Problem Solve

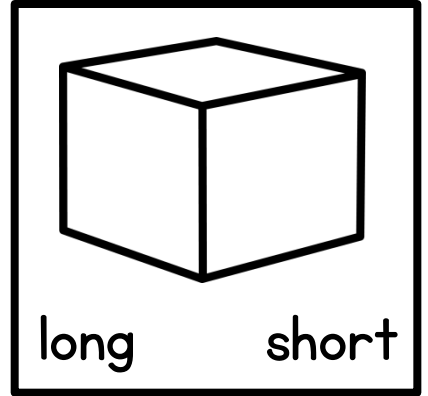


There were 8 butterflies on the bush. 5 more butterflies joined them. How many butterflies are on the bush now?

\_\_\_\_\_ butterflies



# Long Or Short?

Look at the picture. Circle whether the vowel sound is long or short.



# Spot The Mistakes

Look at the sentence below. Rewrite the sentence correctly.

luk at tha litl pup?

---



---



---




# Problem Solve

19 frogs were on the log. 4 frogs hopped off. How many frogs are still on the log?

\_\_\_\_\_ frogs

# Syllable Fun

Say each picture aloud. Write the number of syllables you hear.



# Which Makes Sense?

Look at the sentence below. Circle the word that belongs in the sentence.

Dad \_\_\_\_\_ three pies in the oven.

baked

baking

# Solve It!




Ella has 14 carrots in all. If she has 6 outside of her lunchbox, how many are inside her lunchbox?

\_\_\_ outside

\_\_\_ inside

# Digraph Fun!

Complete each word below with the correct digraph.



# Can You Spot It?

Look at the date below. Rewrite the date correctly.

april 3 2020

---



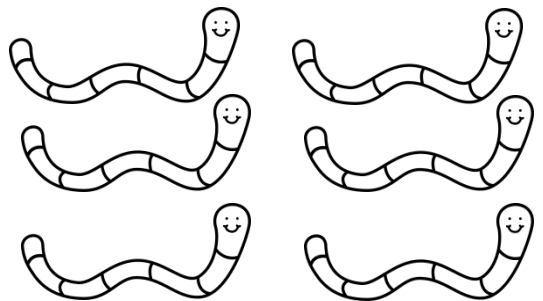

---



---

# Solve It!

Write a number sentence to match the picture.



Number Sentence: \_\_\_\_\_

# Read It, Draw It!

Read each word. Draw a picture to show each word.

coin

annoy

point

# Make A Sentence

Read the word below. Use the word in a sentence.

because

# True or False?

Is this problem below true or false? Circle the correct answer.


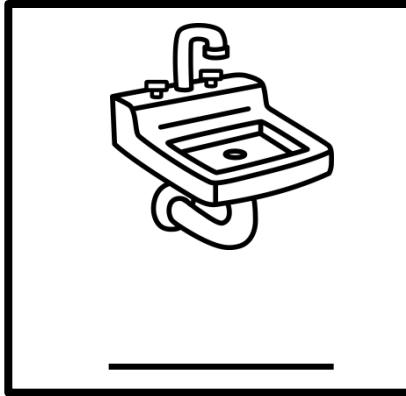

$$9 + 8 = 10 + 7$$

true

false


# Do You Hear That?

Write the letter that matches the beginning sound you hear.



# Match 'Em Up!

Look at the picture below. Check the word that matches the picture.






- flower
- bird
- corn

# Solve It!

Jeremy had some cars on his bed. He put 4 of those cars in his drawer. Now there are 11 cars on his bed. How many cars were on his bed to begin with?

# Digraph Fun!

Complete each word below with the correct digraph.



# Can You Spot It?

Look at the date below. Rewrite the date correctly.

march 22 2020

---



---



---

# Solve It!

Max has 10 balls. Some are baseballs. Some are basketballs.  
How many of each could he have?

# All In The Family!

Write words that are in the same family as the word below.



pot

\_\_\_\_\_

\_\_\_\_\_

\_\_\_\_\_

# Verb Or Not?

Circle all of the verbs below. Use one of them in a short sentence.

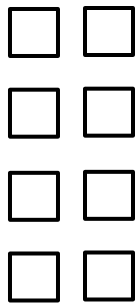
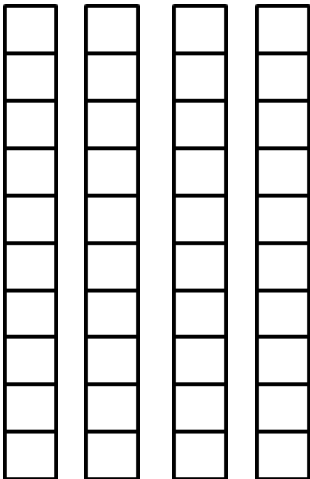
hop      sap      school  
 skip      dad      twist

\_\_\_\_\_

-----

\_\_\_\_\_

# Tower Power!



How many tens and ones do you see? Write them below.

\_\_\_\_\_ tens      \_\_\_\_\_ ones

\_\_\_\_\_ in all

# Beginning Blends!


Complete each word below with the correct beginning blend.



\_\_\_ack



\_\_\_in



\_\_\_ag

# Can You Spot It?

Look at the sentence below. Rewrite the sentence correctly.

hav u seen mi kat!

---



---



---

# Order 'Em Up!

Write the numbers below in order.




21	34	17	56	9
----	----	----	----	---

---



# Syllable Fun

Say each picture aloud. Write the number of syllables you hear.



# Which Makes Sense?

Look at the sentence below. Circle the word that belongs in the sentence.

The two girls \_\_\_\_\_ a movie.  
 watched      watching

# Which Shows More?

Which pair shows more? Circle it. How do you know? Explain your thinking below.

13      4

or

6      2

---



---



---



---



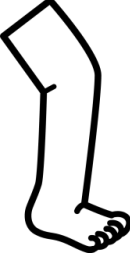
---




---

# Long Or Short?


Look at the picture. Circle whether the vowel sound is long or short.



long      short



long      short



long      short

# Can You Spot It?

Look at the sentence below. Rewrite the sentence correctly.

do u lik hut dogz.

---



---



---


# Problem Solve

There were 4 cars in the driveway. How many tires were there? Draw a picture below to show your work.


\_\_\_\_\_ tires

# Long Or Short?


Look at the picture. Circle whether the vowel sound is long or short.



long      short



long      short



long      short

# Can You Spot It?

Look at the sentence below. Rewrite the sentence correctly.

whut iz ur nam!

---



---




---

# Make The Shape!

Use the dotted board below to make the shape.




I have 4 sides and 4 corners. All my sides are equal. What shape am I?

---



# Long Or Short?

Look at the picture. Circle whether the vowel sound is long or short.



# Can You Spot It?

Look at the sentence below. Rewrite the sentence correctly.

do u lik to pla gams.

---



---



---

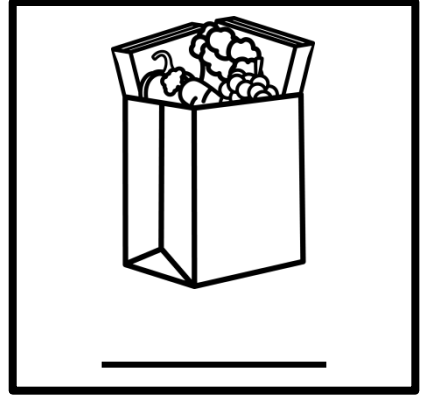

# Problem Solve

There were 5 birds on a tree branch. 8 more birds joined them. How many birds are there now? Draw a picture below to show your work.

\_\_\_\_\_ birds

# Syllable Fun

Say each picture aloud. Write the number of syllables you hear.



# Which Makes Sense?

Look at the sentence below. Circle the word that belongs in the sentence.

Grandma is \_\_\_\_\_ new seeds in the garden.

planted

planting

# Solve It!




Jimmy has 18 goldfish. If 12 goldfish have long fins, how many goldfish have short fins?

\_\_\_ long

\_\_\_ short

# Digraph Fun!

Complete each word below with the correct digraph.




# Can You Spot It?

Look at the date below. Rewrite the date correctly.

may 10 2020

# Solve It!

Write a number sentence to match the picture.



Number Sentence: \_\_\_\_\_

# Read It, Draw It!

Read each word. Draw a picture to show each word.

paint

rain

play

# Make A Sentence

Read the word below. Use the word in a sentence.

where

# True or False?

Is this problem below true or false? Circle the correct answer.


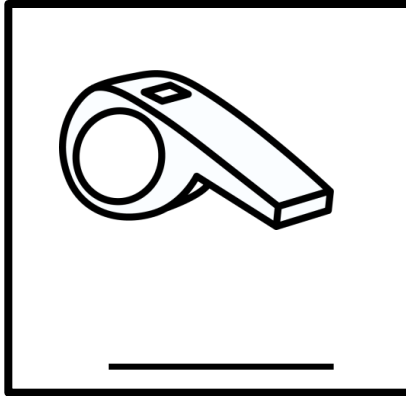

$$4 + 7 = 2 + 8$$

true

false


# Do You Hear That?

Write the letter that matches the beginning sound you hear.



# Match 'Em Up!

Look at the picture below. Check the word that matches the picture.



- lemon
- book
- ship




# Solve It!

Fiona has 5 ribbons. She bought some more ribbons from the store. Now she has 19 ribbons. How many ribbons did she buy?



# Digraph Fun!

Complete each word below with the correct digraph.



# Can You Spot It?

Look at the date below. Rewrite the date correctly.

march 19 2020

---



---




---

# Solve It!

Johnny has 11 apples. Some of them are green. Some of them are red. How many of each could he have?

# All In The Family!

Write words that are in the same family as the word below.



bed

\_\_\_\_\_

\_\_\_\_\_

\_\_\_\_\_

# Noun Or Not?

Circle all of the nouns below. Use one of them in a short sentence.

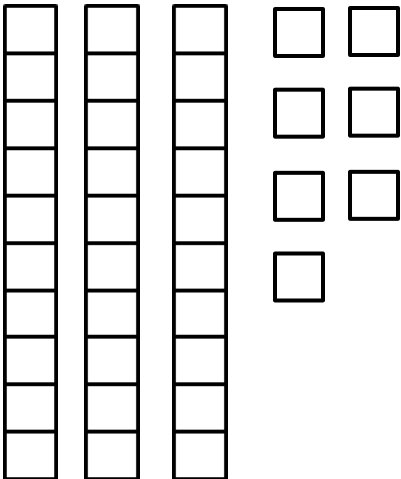
wet    dog    hear  
 jump    net    quilt

\_\_\_\_\_

-----

\_\_\_\_\_

# Tower Power!



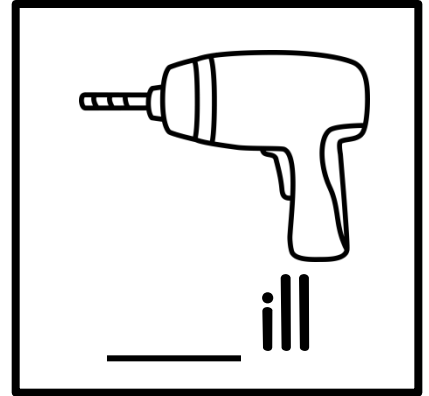


How many tens and ones do you see? Write them below.

\_\_\_\_\_ tens    \_\_\_\_\_ ones

\_\_\_\_\_ in all

# Beginning Blends!

Complete each word below with the correct beginning blend.



# Can You Spot It?

Look at the sentence below. Rewrite the sentence correctly.

howw r u!

---



---



---

# Order 'Em Up!




Write the numbers below in order.

13	21	42	7	19
----	----	----	---	----

---

# Long Or Short?

Look at the picture. Circle whether the vowel sound is long or short.



# Can You Spot It?

Look at the sentence below. Rewrite the sentence correctly.

doo u liek ize cream!

---



---




---

# Make The Shape!

Use the dotted board below to make the shape.


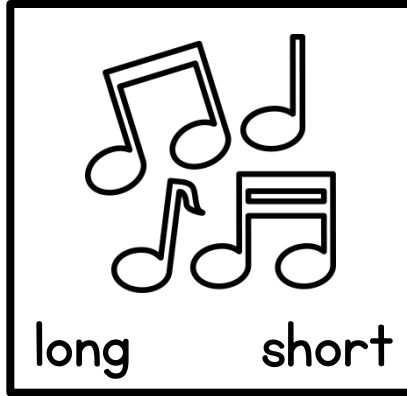

I have 4 sides and 4 corners. Two of my sides are longer than the other sides. What shape am I?

---



# Long Or Short?

Look at the picture. Circle whether the vowel sound is long or short.



# Can You Spot It?

Look at the sentence below. Rewrite the sentence correctly.

me dad iz the bezt?

\_\_\_\_\_

-----


\_\_\_\_\_

# Problem Solve

Lou found 9 shells by the shore. Her brother gave her 11 more shells. How many shells does Lou have in all?

\_\_\_\_\_ shells

# I Can Comprehend



Color in a star after each read. Answer the questions.



Herman was a hermit crab. He lived in a little shell that he found on the seafloor. He spent his days eating seaweed. The more Herman ate, the bigger he grew. Until one day, Herman did not fit into his little shell anymore. Herman needed to find a new shell to live in. He looked around the sand for shells. He found a long shell but it was too tight. He found a clam shell but it was too small. Finally, he found a big snail shell. It was a perfect fit! Herman lived happily in his new shell.

1. What was Herman's problem in the story?

---

---

2. Did he solve the problem? If so, how?

---

---

---

# I Can Comprehend 2

Color in a star after each read. Answer the questions.



Sam got a pair of yellow rain boots for his birthday. He was excited to use them. He waited for a rainy day so he could wear his boots. But the next days were all sunny! He began to feel a sad. “Why don’t you put them in your bag in case it rains?” Mom said. What a good idea! Sam put his boots in his bag. The next school day, the rain poured down as the school bell rang. Sam ran to his bag with a grin on his face. He could finally wear his yellow rain boots!

1. Why was Sam sad?

---

---

2. If you were to give this story a title, what would it be? Explain why.

---

---

---

# I Can Comprehend 3

Color in a star after each read. Answer the questions.



Ivy loved roses. She loved white roses, pink roses, yellow roses, and red roses. Ivy wondered if she could make roses with new colors. Ivy did an experiment. She bought two white roses and blue and purple food dyes. She put the blue and purple food dyes in two jars of water. Then, Ivy put one rose in each jar of colored water before going to bed. The next day, Ivy checked on her roses. It worked! The roses drank up the colored water. Now, Ivy had a blue rose and a purple rose!

Write the steps Ivy took to conduct her experiment.

---

---

---

---

---

---

---



# I Can Comprehend 4

Color in a star after each read. Write/draw the problem and solution.



Cal and his family went to the beach. "I'm going to build a sandcastle!" Cal said. He built a tall sandcastle. Then the waves rolled to the shore and crashed into his castle. Oh no! Cal put sticks around his castle to keep it safe. But the waves broke the sticks. Cal put shells around his castle. But the waves washed them away. Finally, Cal put stones around his castle. The stones held the water back! Cal's sandcastle was safe! "Bye, sandcastle! Bye, ocean!" Cal waved goodbye as he and his family went home.

Problem	Solution

# I Can Comprehend 5

Color in a star after each read. Write/draw the problem and solution.



Emma had a stuffed tiger named Tam. One day, Emma saw that Tam's tail was missing! Emma looked around the house for Tam's missing tail. Emma looked under her bed. Emma looked behind the couch. Emma looked in the kitchen. But Tam's tail was nowhere to be found. "Mom, did you see Tam's tail?" Emma asked. "Have you checked the garden yet?" Mom asked. Emma went to the garden. She looked under the bushes. There it is! Emma pinned Tam's tail back on and hugged her stuffed toy. Emma was happy!

Problem	Solution

# I Can Comprehend 6

Color in a star after each read. Write/draw the problem and solution.



Fran the fox loved to trot in the woods. She would go out of the den the whole day. One morning, Fran went out to explore. She found seeds, berries, and worms in the soil. She saw squirrels resting inside the tree holes. She found a family of birds sleeping in a nest. Fran had a fun day. When it was time to go home, Fran did not know where she was anymore. "I think I'm lost!" Fran the fox said. Then, she saw her muddy paw prints. Fran followed her paw prints. It led her back to her warm and dry den. "Home sweet home!" Fran yipped.

Problem	Solution

# I Can Comprehend 7

Color in a star after each read. Write 2 facts you learned from the passage.



Did you know animals can communicate with one another? They can't talk like humans do, so they have many different ways of connecting. For example, birds chirp if danger is close. Some animals can communicate through touch. Bees can communicate by touching their antennae together. Elephants rub and hold trunks to show love. Other animals also use smells to communicate. Skunks give out bad odors to warn others to stay away. Animals communicate in a lot of ways.

Fact 1	Fact 2

# I Can Comprehend 8

Color in a star after each read. Write 2 facts you learned from the passage.



A doctor is a person who helps sick or injured people get better. Doctors help people in accidents or emergencies. They also help stop people from getting sick. People go to them for checkups. Doctors often work in hospitals and clinics. There are many kinds of doctors. Some doctors are experts on a certain part of the body. Other doctors can only care for one type of patient. Doctors play important roles in the community and help people become healthy.

Fact 1	Fact 2

# I Can Comprehend **9**

Color in a star after each read. Write 2 facts you learned from the passage.



Fossils are the remains of plants and animals that once lived on Earth. They look like stones that have pictures on them. It takes millions of years for a fossil to form. Ancient plants and animals become fossils when they get buried in sand or mud. The mud or sand hardens and becomes rocks over time.

People collect fossils to burn as a source of heat and electricity. These fossils are called fossil fuel. They also collect fossils so they can study the ancient plants and animals. Did you know that we discovered the dinosaurs because of their fossils?

Fact 1	Fact 2

# I Can Comprehend 10


Color in a star after each read. Write 2 facts you learned from the passage.



Deserts are places in the world that are very dry. They have little water and rarely get any rain. Most deserts are hot areas, but some deserts can be cold. Plants that grow in the desert are special because they can grow with only a little water. They can store water in their stems and branches. Desert animals are also tough survivors. For example, camels can live for days without food or water. Desert snakes have scales that protect them from drying out. The desert is an amazing place on Earth!

Fact 1	Fact 2

# I Can Comprehend



Color in a star after each read. Write/draw the problem and solution.



Mr. Prickles was Bonnie's small cactus plant. One day, Bonnie came home from school and noticed that Mr. Prickles was turning yellow. Oh no! Mr. Prickles was wilting. Bonnie put the plant by the windowsill so it can have more sunlight. The next day, Mr. Prickles turned even more yellow! Bonnie put the plant in the shade. But Mr. Prickles still looked yellow. So Bonnie watered Mr. Prickles. The next day, Mr. Prickles was back to being green and healthy. Bonnie was glad she saved Mr. Prickles from wilting.

Problem	Solution



# I Can Comprehend 12

Color in a star after each read. Answer the questions.



Pia and Patrick went to see the Flower Festival. The opening parade was cheerful and loud. There were dancers in pink and white dresses. The band banged on their drums and blew their trumpets. There were also many stalls that sold all kinds of potted plants and colorful bouquets. Pia and Patrick went to a stall that sold flowers. "Can we buy two sunflowers, please?" they asked. When they got home, Pia and Patrick surprised Mom and Dad with sunflowers. They told their parents fun stories about the Flower Festival.

1. How did people celebrate the Flower Festival?

---

---

---

2. Why did Pia and Patrick buy sunflowers?

---

---

---

# I Can Comprehend 13

Color in a star after each read. Write a list of nouns, verbs, and adjectives used in the text.



Princess Rina had a busy day. She got out of her soft bed and put on her long, pink dress. She tied her hair back with a yellow bow. She climbed down the winding stairs and ate a hearty breakfast at the big dining table. Next, she went to the huge library which had tall wooden bookshelves. She read many old books. Then, she went to the colorful garden and watered the blue flowers. She returned to her room and played with her green polka dotted stuffed dinosaur. Princess Rina gave a loud yawn. She was tired from her busy day. She hugged her stuffed toy close and hopped in bed for a quick nap.

Nouns	Verbs	Adjectives

# I Can Comprehend 14

Color in a star after each read. Write a list of nouns, verbs, and adjectives used in the text.



Herbert was a giant but gentle dragon. He had shiny, red scales, sharp teeth and a long tail. Herbert liked to go out of his rock cave and visit his human friends. Herbert flapped his mighty wings and flew to the forest. He saw the people dragging heavy bags of big stones. Herbert helped them by carrying the bags on his scaly back. When they got back to the tiny town, Herbert saw some people trying to light up the tall, wooden torches. He helped them light up the torches by blowing small, hot fireballs out of his mouth. The grateful townspeople gave him soft, friendly pats on the head. Herbert smiled. He was very happy to help.

Nouns	Verbs	Adjectives

# I Can Comprehend 15

Color in a star after each read. Write a list of nouns, verbs, and adjectives used in the text.



Dan and Dinah were brave and smart space explorers. They put on their thick glass helmets and climbed aboard their huge white rocketship. They flew to outer space! They saw the bright, hot flames of the sun. They flew huge circles around Mercury. "Watch out for the giant floating asteroids!" Dinah told Dan. Their rocketship did quick twists to avoid the big gray asteroids. Finally, they landed on the red, dry land of planet Mars. They smiled at the tiny, green round aliens that came out to greet them. The space explorers became close friends with the small aliens.

Nouns	Verbs	Adjectives

# I Can Comprehend 16

Color in a star after each read. Write a list of nouns, verbs, and adjectives used in the text.




There was once a kind woodsman who lived in a forest. One day as he was cutting down giant tree trunks, he found a golden, baby unicorn with a hurt leg. "Let me help you," he told the unicorn. The woodsman made a strong, wooden splint out of sticks. He put the little splint on the unicorn's thin leg and wrapped it with long green leaves. The golden baby unicorn could stand again! The unicorn gave him one golden strand from its mane as a gift. "Thank you!" the woodsman said. The baby unicorn neighed happily at him and trotted away into the forest.

Nouns	Verbs	Adjectives

# Writing

# IDEAS



Use a journal or a plain paper. Choose a topic below to write about or write about anything you want.



My favorite ice cream is...



The coolest board game is...



My favorite restaurant is...



Write how to wash your hands.



I dream to one day visit..



I woke up as an alien...



This year I will try...



I think school is...




My favorite food is...



I feel excited when...

# Writing



# IDEAS

Use a journal or a plain paper. Choose a topic below to write about or write about anything you want.



| My favorite TV show is...



| I want to invent...



| Write a schedule for your day.



| Write how to stay healthy.



| In the future, I want to be a...



| My favorite character is...



| If I were a dragon, I would...



| Write about your hobbies.



| My favorite game to play is...



| I look forward to...

# Writing Topic:

	<input type="checkbox"/> complete sentences
	<input type="checkbox"/> capital letters
	<input type="checkbox"/> correct punctuation
	<input type="checkbox"/> finger spaces
	<input type="checkbox"/> re-read my work

---

---

---

---

---

---

---



# Writing Topic:

	<input type="checkbox"/> complete sentences
	<input type="checkbox"/> capital letters
	<input type="checkbox"/> correct punctuation
	<input type="checkbox"/> finger spaces
	<input type="checkbox"/> re-read my work

---

---

---

---

---

---

---

# Writing Topic:

complete sentences

capital letters

correct punctuation

finger spaces

re-read my work

---

---

---

---

---

---

---

# Writing Topic:

	<input type="checkbox"/> complete sentences
	<input type="checkbox"/> capital letters
	<input type="checkbox"/> correct punctuation
	<input type="checkbox"/> finger spaces
	<input type="checkbox"/> re-read my work

---

---

---

---

---

---

---

# Writing Topic:

	<input type="checkbox"/> complete sentences
	<input type="checkbox"/> capital letters
	<input type="checkbox"/> correct punctuation
	<input type="checkbox"/> finger spaces
	<input type="checkbox"/> re-read my work

---

---

---

---

---

---

---

# Writing Topic:

complete sentences

capital letters

correct punctuation

finger spaces

re-read my work

---

---

---

---

---

---

---

# Writing Topic:

complete sentences

capital letters

correct punctuation

finger spaces

re-read my work

---

---

---

---

---

---

---

# Writing Topic:

	<input type="checkbox"/> complete sentences
	<input type="checkbox"/> capital letters
	<input type="checkbox"/> correct punctuation
	<input type="checkbox"/> finger spaces
	<input type="checkbox"/> re-read my work

---

---

---

---

---

---

---

# Writing Topic:

	<input type="checkbox"/> complete sentences
	<input type="checkbox"/> capital letters
	<input type="checkbox"/> correct punctuation
	<input type="checkbox"/> finger spaces
	<input type="checkbox"/> re-read my work

---

---

---

---

---

---

---



# Writing Topic:

complete sentences

capital letters

correct punctuation

finger spaces

re-read my work

---

---

---

---

---

---

---

# Writing Topic:

complete sentences

capital letters

correct punctuation

finger spaces

re-read my work

---

---

---

---

---

---

---