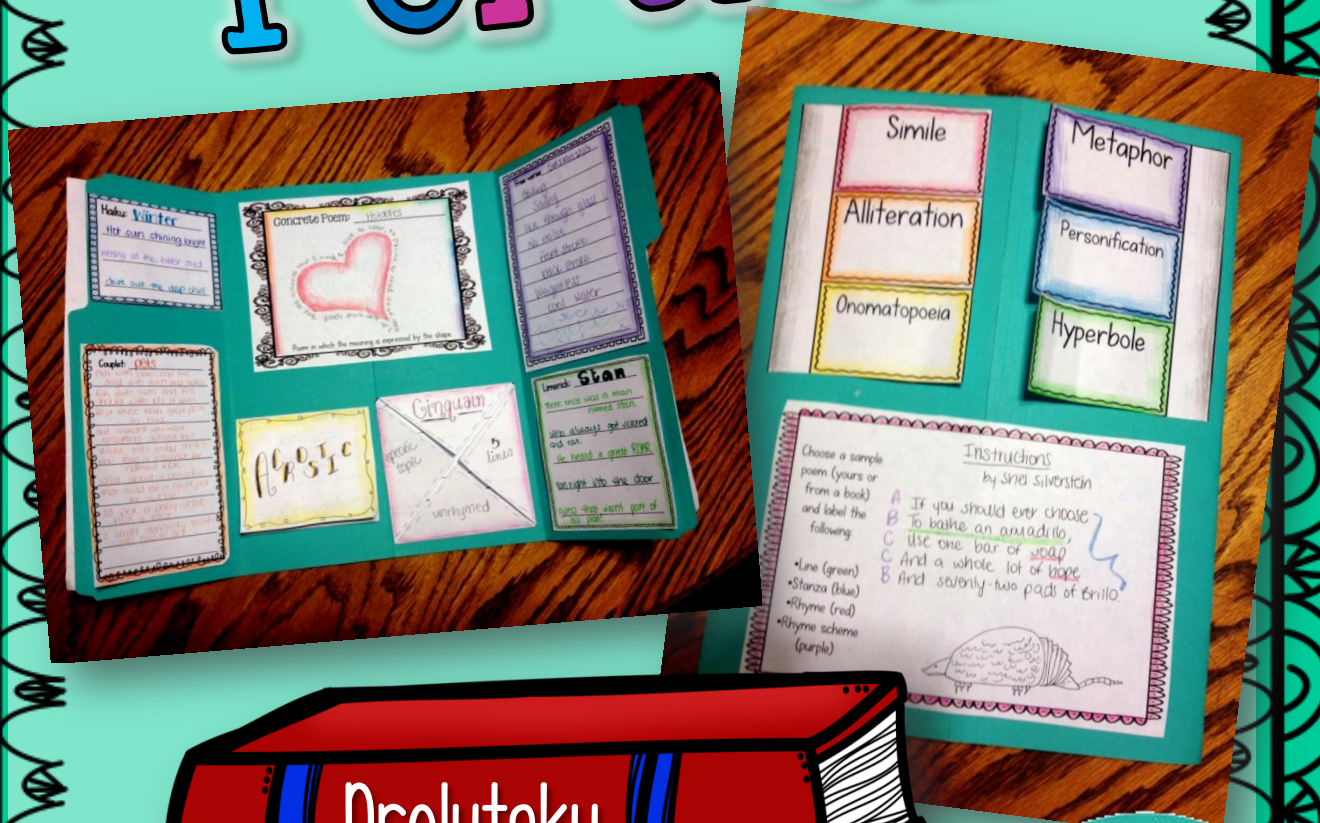


My Poetry Portfolio



My Poetry Portfolio

7 different poem templates

Lapbook

Haiku: Winter
Hot sun shining bright
melting all the water cold
drive out the deep chill

Concrete Poem: Hobbies
I love to color, to draw, to read,
to play, to dance, to sing,
to go to the park, to ride my bike,
to visit my friends, to have fun,
to be happy, to be free,
to be me.

Poem in which the meaning is expressed by the shape.

Free Verse: Swimming
gliding
soaring
like through glass
no noise
front stroke
back stroke
weightless
cool water

Couplet: Pets
cats with claws and fur,
dogs with tails and barks,
fish with scales and fins,
birds with wings and songs,
after three more good pets
it's time.

Acrostic

Quintain
specific topic
5 lines
unrhymed

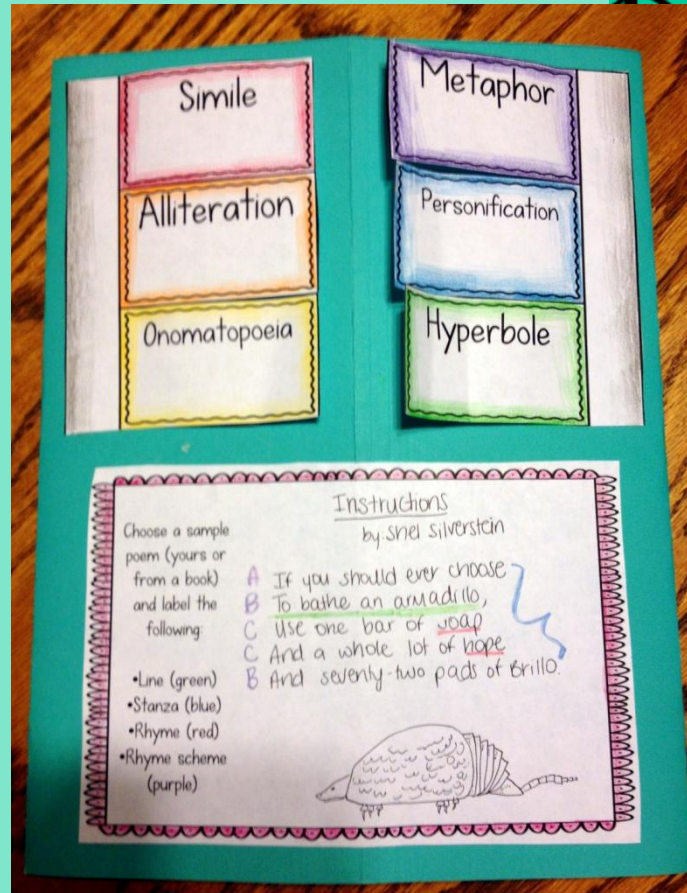
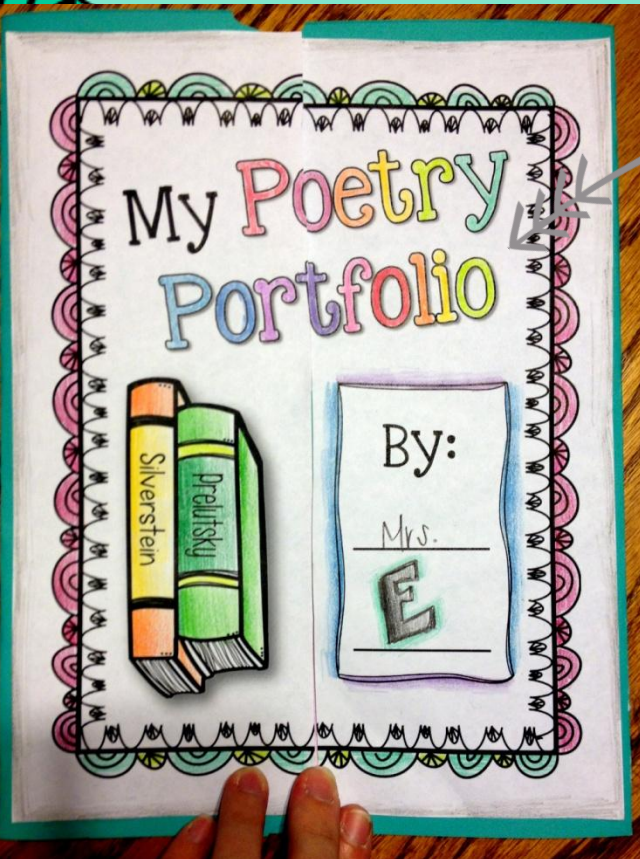
Linnet: Stan
There once was a man
named Stan,
who always got scared
and ran.
He heard a great rumor
ran right into the door
guess that wasn't part of
his plan!

Figurative language and poetry terms



My Poetry Portfolio

Front
cover



Back

- 6 figurative language terms
- Example poem with poetry terms (line, stanza, rhyme, rhyme scheme)



My Poetry Portfolio

Inside

Top: Haiku, Concrete, and Free Verse Poems



Bottom: Couplet, Acrostic, Cinquain, and Limerick Poems



My Poetry Portfolio

Includes:


- All lapbook parts for **7** types of poems
 - Cinquain, acrostic, haiku, free verse, couplet, concrete, and limerick (lined and unlined versions)
 - Template included for analyzing poem instead of acrostic if you choose
- Foldable for 6 figurative language terms
 - Simile, metaphor, hyperbole, personification, onomatopoeia, alliteration
- Sample poem spot for students to show **line, rhyme, stanza, and rhyme scheme**
- Rubric to grade project
- Cover for foldable
- Sample poems on templates for you to print and put together for students to see!



My Poetry Portfolio

Directions:


- Gather 1 file folder per student and fold the sides in to create a portfolio appearance
- Print off copies of all templates (with placement directions) for each student
- Use rubrics to grade. I give my students at least a week to complete with plenty of time in class to show off their knowledge of poetry and of writing.



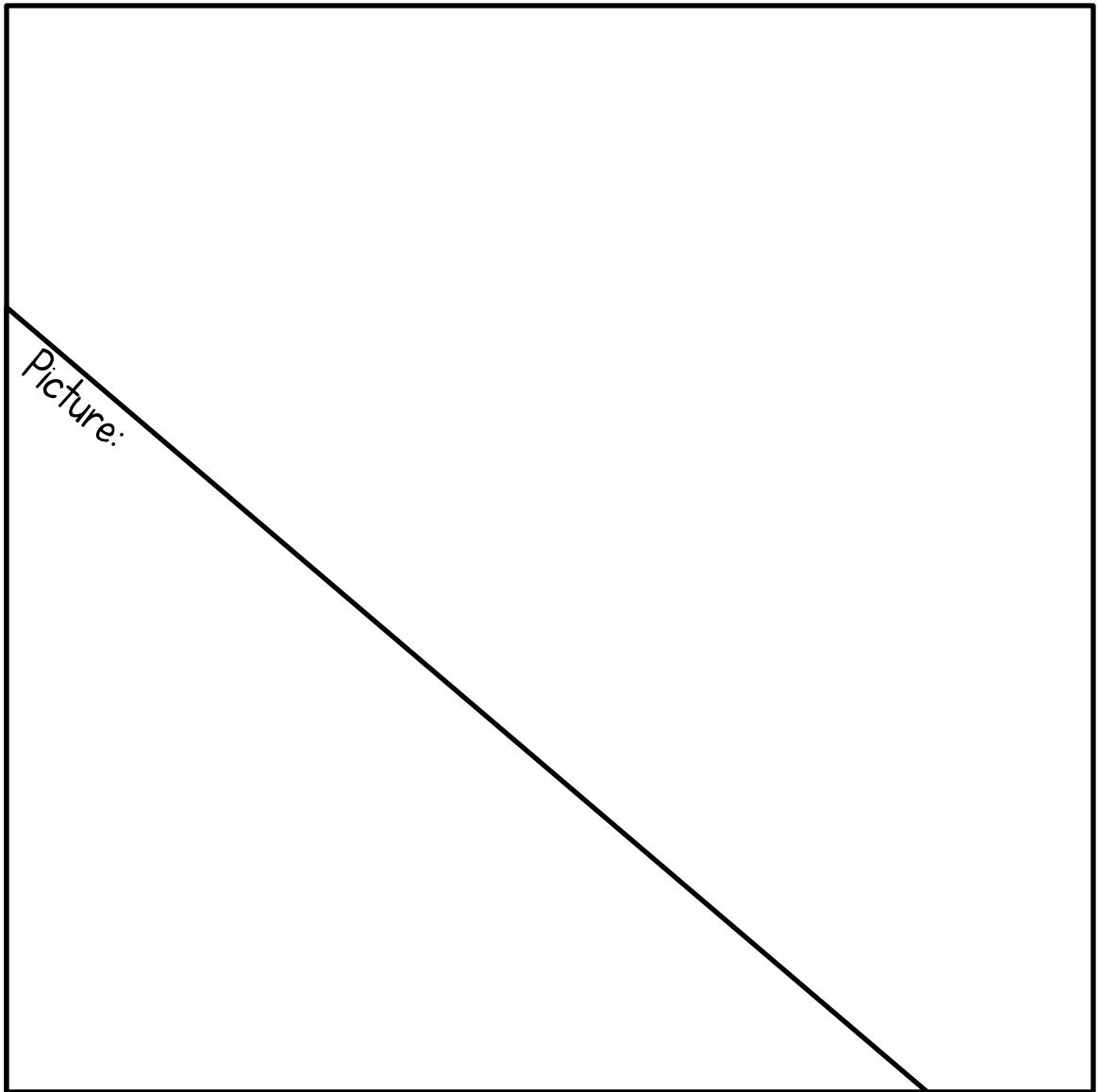
My Poetry Portfolio




By:



Glue in the middle of the file folder on the bottom right corner.



Glue in the middle of the file folder on the bottom right corner.



On the 4 flaps write:

- Cinquain
- 5 lines
- Unrhymed
- Specific topic

*This can be printed front and back with first template or just fold 4 corners in towards middle.

Limerick: _____

Glue on the top
left flap.

Underneath write
characteristics of
haikus if desired:

- Usually about nature
- 5-7-5 syllable pattern

Glue on the
bottom right flap.
Underneath write
characteristics
of limericks if
desired:

- Funny poem
- 5 lines
- 1, 2, and 5 lines rhyme
- 3, 4 rhyme
- AABBA rhyme scheme

Haiku: _____

Limerick: _____

Glue on the top
left flap.
Underneath write
characteristics of
haikus if desired:

- Usually about nature
- 5-7-5 syllable pattern

Glue on the
bottom right flap.
Underneath write
characteristics
of limericks if
desired:

- Funny poem
- 5 lines
- 1, 2, and 5 lines rhyme
- 3, 4 rhyme
- AABBA rhyme scheme

Haiku: _____

Couplet: _____

Glue on the bottom left flap.
Underneath write characteristics
of couplet poems if desired:

- Written in 2 lines that rhyme
 - Has a common theme



Couplet: _____

Glue on the bottom left flap.
Underneath write characteristics
of couplet poems if desired:

- Written in 2 lines that rhyme
- Has a common theme

Free verse _____

Glue on the top right flap.
Underneath write characteristics
of free verse poems if desired:

- Written in 2 lines that rhyme
 - Has a common theme

Free verse _____

Glue on the top right flap.
Underneath write characteristics
of free verse poems if desired:

- Written in 2 lines that rhyme
 - Has a common theme



Concrete Poem: _____

Poem in which the meaning is expressed by the shape.

Glue in the
middle section
of the foldable
On the top
center

Cinquain foldable

Acrostic: _____

Glue in the
middle
section
Bottom left
corner

Fold up and
down to
create a
foldable
about poetry

Write on front
Acrostic poem - poem
using letters of a
word as the
beginning of a line


Acrostic: _____

Glue in the
middle
section
Bottom left
corner

Fold up and
down to
create a
foldable
about poetry

Write on front
Acrostic poem - poem
using letters of a
word as the
beginning of a line

I love poetry because:



One of my favorite poems is:

----- because -----

Simile

Metaphor

Alliteration

Personification

Onomatopoeia

Hyperbole

On the next page, glue the foldable on the 2 flaps on the back of the lapbook

Use the front of the flap for a definition

Under the flap write an example from a poem you wrote or from a poem you read. Be sure to quote the book and add title if you use one from another poem.

Glue on the bottom back portion of foldable - use the directions and complete to show your knowledge of poetry terms.

Choose a sample poem (yours or from a book) and label the following:

- Line (green)
- Stanza (blue)
- Rhyme (red)
- Rhyme scheme (purple)

Name: _____

Poetry Portfolio Rubric

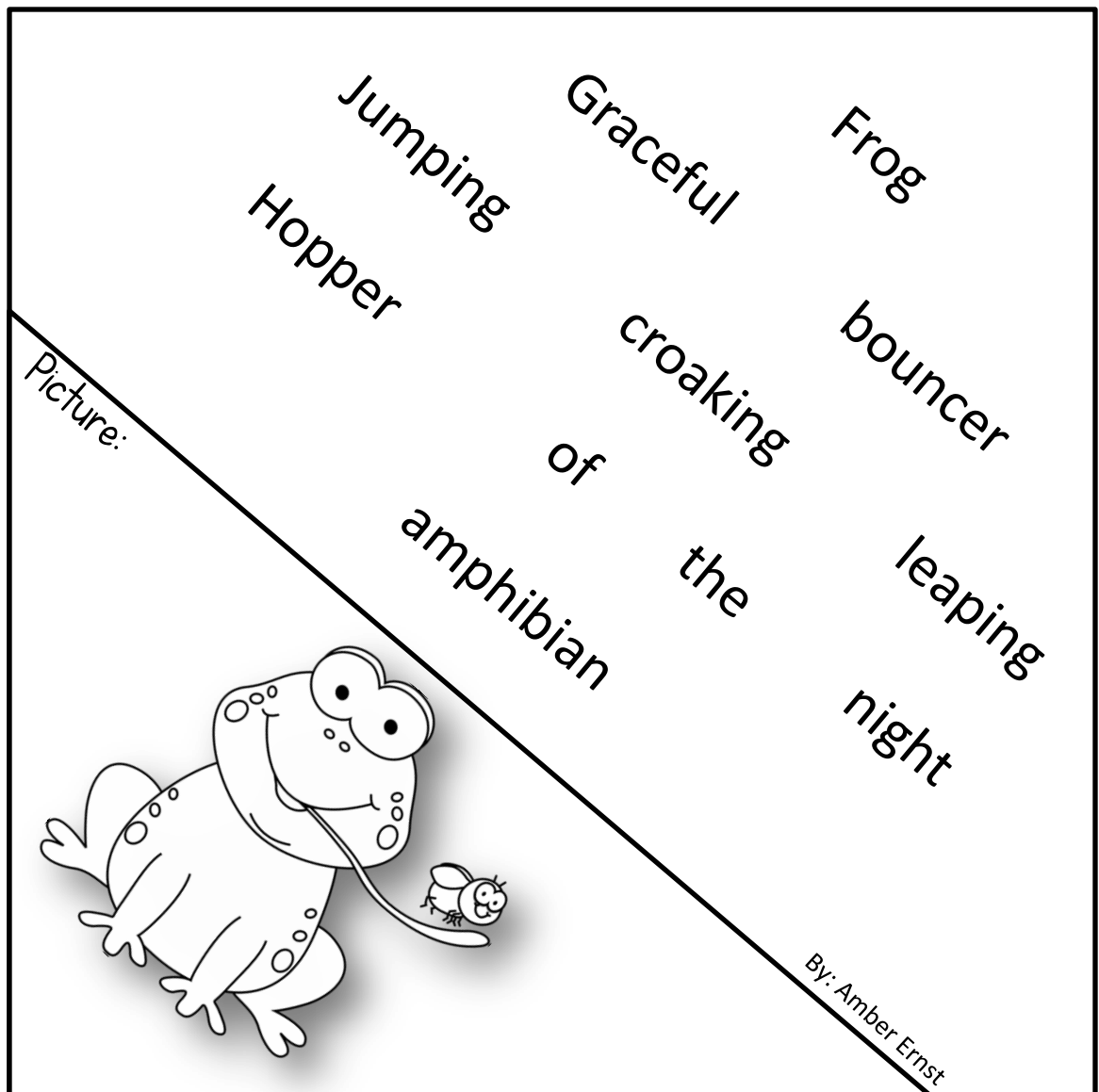
Attractiveness and Creativity	Portfolio is neat, organized, and effort to look appealing	All components are in place but neatness is not apparent	Components look unorganized or unappealing
Limerick	5 lines, correct rhyme scheme, funny	5 lines, not correct rhyming	Does not fit limerick definition
Cinquain	5 lines, correct number of words per line, one theme	5 lines, words not counted correctly	Does not fit definition of cinquain
Acrostic	Each lines begins with letter from word	Some lines start with a correct letter	Words do not fit with central word that start each line
Couplet	Every 2 lines rhyme, 10+ lines, theme	Some lines rhyme, 7-10 lines	Under 7 lines, AB rhyme scheme not apparent
Free verse	10+ lines, central theme	7-10 lines, theme	Under 7 lines, no theme
Haiku	5-7-5 syllable pattern, about nature	5-7-5 syllable pattern about a non nature topic	Syllable pattern does not fit
Figurative Language Terms	All 6 terms correct with examples	3-6 terms correct with examples	0-3 terms correct with examples
Poetry Terms	4 terms with correct coloring	3 terms with correct coloring	0-2 terms with correct coloring

My Poetry Portfolio


SAMPLES

***FOR YOU TO
MAKE
EXAMPLE FOR
STUDENTS. ALL
POEMS ARE
ORIGINAL!**





Glue in the middle of the file folder on the bottom right corner.



On the 4 flaps write:

- Cinquain
- 5 lines
- Unrhymed
- Specific topic

*This can be printed front and back with first template or just fold 4 corners in towards middle.

Limerick: _____ **Stan**

There once was a man named Stan,
Who always got scared and ran.

He heard a great **ROAR**

Ran right into the door

Guess that wasn't part of his plan!

By: Amber Ernst

Glue on the top
left flap.

Underneath write
characteristics of
haikus if desired:

- Usually about nature
- 5-7-5 syllable pattern

Glue on the
bottom right flap.
Underneath write
characteristics
of limericks if
desired:

- Funny poem
- 5 lines
- 1,2, and 5 lines rhyme
- 3,4 rhyme
- AABBA rhyme scheme

Haiku: _____ **Winter**

Hot sun shining bright

Melting all the bitter cold

Drive out the deep chill

By: Amber Ernst

Couplet: **Pets**

Cats with claws and fur,

Dogs with mites and burrs,

Fish with scales and fins,

Horses with lots of wins,

All of these make good pets it's true

But wouldn't you want something

different too?

Maybe even a baby chick

Who may or may not be named Rick.

What about a crocodile?

He could be a good pet for awhile.

I'd pick a baby whale that's a fact

I would definitely teach him how to act!



By: Amber Ernst

Glue on the bottom left flap.
Underneath write characteristics
of couplet poems if desired:

- Written in 2 lines that rhyme
- Has a common theme

Free verse Swimming



Gliding

Sailing

Like through glass

No noise

front stroke

back stroke

up and back

up and back

again and again

Weightless

cool water

By: Amber Ernst

Glue on the top right flap.
Underneath write characteristics
of free verse poems if desired:

- Written in 2 lines that rhyme
- Has a common theme

Acrostic: Holidays

Hanging out with family

Over at my house

Leaving worry behind

Idle time no more


Days of laughter



Always fun

Year round celebrations

School no more




Glue in the
middle
section
Bottom left
corner

Fold up and
down to
create a
foldable
about poetry

Write on front
Acrostic poem - poem
using letters of a
word as the
beginning of a line

I love poetry because:



One of my favorite poems is:

----- because -----

Option 2

Glue in the
middle
section
Bottom left
corner

Fold up and
down to
create a
foldable
about poetry

Write on front
Acrostic poem - poem
using letters of a
word as the
beginning of a line

Simile

Metaphor

Alliteration

Personification

Onomatopoeia

Hyperbole

On the next page, glue the foldable on the 2 flaps on the back of the lapbook

Use the front of the flap for a definition

Under the flap write an example from a poem you wrote or from a poem you read. Be sure to quote the book and add title if you use one from another poem.

Glue on the bottom back portion of foldable - use the directions and complete to show your knowledge of poetry terms.

Instructions

By: Shel Silverstein

Choose a sample poem (yours or from a book) and label the following:

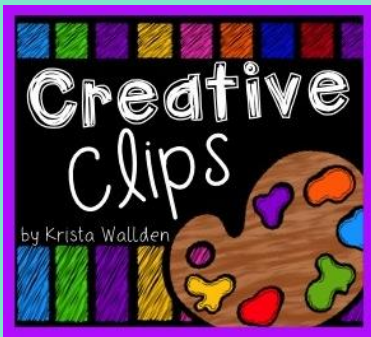
- Line (green)
- Stanza (blue)
- Rhyme (red)
- Rhyme scheme (purple)

- A** If you should ever choose
- B** To bathe an armadillo,
- C** Use one bar of soap
- C** And a whole lot of hope
- B** And seventy-two pads of Brillo.

My Poetry Portfolio

Thanks for purchasing! This is for ONE classroom use ONLY and may not be uploaded in any form! Email me with any questions:
newteacherniche@gmail.com

Visit my blog:
<http://sssteaching.blogspot.com> or my TPT store for more great writing products and lapbooks!



Imlovinlit.blogspot.com

