


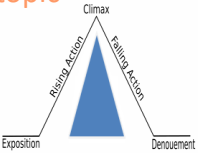

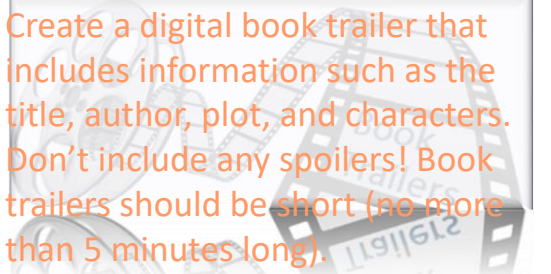

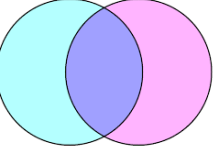


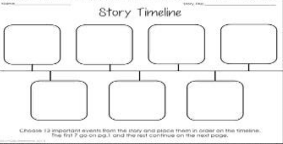


ELA Spring Break Choice Board 3rd-12th

Choose a book you want to read that is appropriate for your reading level. You can choose an audio book, nonfiction book, or fiction book. Complete as many activities as you can!

<p>Find 3 memes that would be used by a character in the story. Write a paragraph for each meme and explain its significance or relevance to the character.</p> 	<p>Retell the beginning, middle, and end of the book using a sequence of emojis. Then write a one paragraph explanation for each sequence (beginning, middle, end).</p> 	<p>Write a letter to the author. Explain what you liked and/or disliked about the book. Then ask the author one or more questions about something you are curious about.</p> 	<p>Write a book review. In 3 paragraphs explain the book's basic plot, analyze the theme, identify main idea/topic (nonfiction), and explain whether or not you would recommend the book to others.</p> 
<p>Create a comic strip of a significant scene or sequence of events from the book. The comic strip should have at least 10 frames with a caption for each frame. It can be digital or hand drawn.</p> 	<p>Create a digital book trailer that includes information such as the title, author, plot, and characters. Don't include any spoilers! Book trailers should be short (no more than 5 minutes long).</p> 	<p>If the book were a movie, what songs would be on the soundtrack? Create a list of 8 songs for your book's soundtrack. Write at least 2 sentences explaining why each song is on the list.</p> 	<p>Watch a film or live performance version of the book. Create a Venn Diagram comparing the two versions. Then write a paragraph explaining which version you like the best and why.</p> 
<p>Choose 20 Vocabulary words from the book. For each word write the definition, use it correctly in a sentence, and illustrate it.</p> 	<p>Write a journal entry about an important scene in the book from the perspective of one character. Then write a second journal entry about the same scene but from another character's perspective.</p> 	<p>Determine how the main character changed from the beginning of the book to the end. Then, create a timeline that includes those changes and the major events of the book. Write a paragraph explaining the timeline.</p> 	<p>What if a character from the book were on Instagram? Choose 9 pictures (digital or hand drawn) that they might post. Write at least 3 sentences explaining each picture's significance.</p> 