



Lamar-Milledge Elementary School

510 Eve Street
Augusta, GA 30904

Shetina Roulhac, Principal
Meredith Godowns, Assistant Principal

Office 706-737-7262
Fax 706-737-7261

Dear Parents,

Unfortunately, we are in a position where we must suspend school until further notice. During this time, all students are expected to continue learning and demonstrating mastery of their specific core content. Attached you will find content and course specific Reading and Math assignments for students to complete over the duration of the suspended school time. Please understand that these assignments should be returned upon the first day of return to school for students. These assignments will serve as the graded assignments students would have received, provided school not being suspended. Your child may complete his or her assignments at their own pace. All assignments will be graded by teachers. Below is a list of the assignments to be completed upon returning to school. If for some reason you do not see a packet in your students book bag, please know the packets will be uploaded on teacher websites as well. Students may complete assignments on notebook paper and return that to school when they return.

- Reading Assignments
- Math Assignments
- If your child has access to a technology, we would like for students to complete
 - 1- i-Ready Reading lesson daily and
 - 1-i-Ready Math lesson daily.

In addition, the district has prepared supplemental lessons for all students. These resources can be found at rcboe.org/distancelearning.

Teachers will be available for support during the regular school hours of 7am-3:00pm. Please see teacher websites for preferred modes of communication (email, dojo, class tag, etc), and any questions concerning assignments and grading. Please be sure to attend to the district website and local news for updates concerning the reopening of school. In addition, communication will be provided via Robo calls as well from Lamar-Milledge Elementary. We appreciate your support and cooperation during this time.

Sincerely,
LMES Faculty & Staff

"Where lions learn and lead!"

HOME OF THE LIONS



Student Name: _____

DATE:

DATE:																			
201	high			221	light			241	life			261	sea			281	watch		
202	every			222	thought			242	always			262	began			282	far		
203	near			223	head			243	those			263	grow			283	Indian		
204	add			224	under			244	both			264	took			284	real		
205	food			225	story			245	paper			265	river			285	almost		
206	between			226	saw			246	together			266	four			286	let		
207	own			227	left			247	got			267	carry			287	above		
208	below			228	don't			248	group			268	state			288	girl		
209	country			229	few			249	often			269	once			289	sometimes		
210	plant			230	while			250	run			270	book			290	mountains		
211	last			231	along			251	important			271	hear			291	cut		
212	school			232	might			252	until			272	stop			292	young		
213	father			233	close			253	children			273	without			293	talk		
214	keep			234	something			254	side			274	second			294	soon		
215	tree			235	seem			255	feet			275	late			295	list		
216	never			236	next			256	car			276	miss			296	song		
217	start			237	hard			257	mile			277	idea			297	being		
218	city			238	open			258	night			278	enough			298	leave		
219	earth			239	example			259	walk			279	eat			299	family		
220	eyes			240	begin			260	white			280	face			300	it's		

Notes/ Observations

Open House at My School 2.3

We had open house at my school last week. My whole family went: my mom, my grandma, and I. We sat together at my table in my room. It was a tight squeeze for my mom and grandma, but they made it. My class has second and third graders in it. Some of my friends were there and their families came, too. My best friend was there. His stepfather and mother sat with him at his table. They took up the whole table because his little brother came along. I waved at him.

My other friend and her big sister came, too. Their family had two classes to visit at the same time because her brother goes to my school, too. Her mom went to her brother's room, and her big sister came to her room.

I like my teacher a lot. Our room looked really nice. Our teacher had been saving all of our best penmanship and drawings. They were hung all over the walls. My grandmother could tell right away which ones were mine. She used to be an artist. She says I take after her.

My teacher told all the parents how important it is for them to make sure we do our homework. He said anytime they have questions about us they can talk to him. Afterwards he talked to my mom and me. He said what a good job I was doing and my mom gave me a big hug when we left.

11
22
36
47
58
68
80
91
92
102
114
125
135
147
157
166
175
187
198
209
219
231
245
247

Open House at My School 2.3 Use Complete Sentences**Monday:**

When was the open house?

Why was it a “tight squeeze” for mom and grandma?

Tuesday:In paragraph three what does the word
penmanship mean?

You can tell that the author likes art and is good
at it because?

Wednesday:

How does the student feel about his teacher?

How can you tell that the teacher is
interested in his students?

Thursday:How do you think the student felt at the end of
the evening?

What makes you think that?

Colors of the Rainbow 2.4

I decided my favorite color is the rainbow. It has all the colors in it: red, yellow, blue, green, and purple. They are all my favorite colors. How could I ever choose just one? Red makes me feel like smiling. I love red cards and shiny red apples. My favorite type of candy is a red gum drop. My favorite flower is a red rose. I'm happy when I get to see a red sunset.

Blue makes me feel like taking a nap. My bed is fluffy blue and white with clouds all over it. I love the blue sky and ocean. Blue bubble gum is the best flavor of ice cream.

Yellow makes me feel like jumping rope. I love the sun in summer and the full moon in the fall. Our meadow is full of yellow flowers that dance in the breeze. Applesauce is one of my favorite treats, and it is kind of yellow. Fuzzy yellow ducklings always make me laugh.

Green makes me feel like climbing a tree. I love playing in the grass and the fields. Green gummy bears and pears are my special snacks. My favorite place to go is a park filled with trees and grass.

Purple makes me feel like eating grapes. I use my purple crayon so much it is almost gone. My favorite backpack is purple, too. Whenever anyone asks me what my favorite color is, I tell them it is a rainbow.

12
24
35
47
61
73
86
100
110
122
135
147
158
162
175
186
199
200
211
222
232
240

Colors of the Rainbow 2.4 Use Complete Sentences**Monday:**

What sentence or sentences in paragraph two helps the reader know how the student feels about the color red?

List the red items that the author likes?

Tuesday:

Why is the "rainbow" the student's favorite color?

What word or words in paragraph one help the reader know what a rainbow is?

Wednesday:

Paragraph four is mostly about....?

In paragraph three what word means the opposite of best?

Thursday:

Which color makes the character feel like climbing a tree?

Which color makes the character feel like eating grapes?

The Wind Has a Job to Do 2.5

I learned that the wind is important for more than flying kites or making our wind chime make music. Without the wind, our world wouldn't have any people, food, or animals. Wind moves the heat from the sun all around the planet. Without the wind, about half of the earth would be too hot for any living thing. Most of the rest of the earth would be too cold. In fact, most of our country would be under ice.

Wind is useful to all living things. It brings moisture up from the oceans into the air. Then the wind blows the moisture around. The moisture falls as rain, dew, or snow and ice. Many plants and trees depend on the wind. The wind helps them spread their seeds to new places. Wind also blows pollen around so trees, grass, and grains can ripen. Without the wind, pollen. Their job is to fly from blossom to blossom with pollen on their feet and wings.

You can see for yourself how the wind spreads seeds. The next time you see a yellow dandelion that has turned into a white puffball, blow it. Or, if you find a maple tree seed with wings that looks like a helicopter, throw it. You'll see all of the seeds go flying and you will be helping the wind do its job.

12
23
33
45
58
73
79
91
102
113
125
136
147
160
163
174
187
200
214
225

The Wind has a Job to Do 2.5 Use Complete Sentences**Monday:**

I learned that the wind is important for more than flying kites or making our wind chime make music.

Is this sentence from paragraph one a fact or an opinion?

What word or words in the sentence help you to decide?

Tuesday:

From paragraph one, give two examples of how the wind makes it possible for us to live on earth.

What happens before moisture falls as rain, dew, or snow and ice?

Wednesday:

In what way are plants and trees dependent on the wind?

In what two ways is pollen spread from plant to plant?

Thursday:

What is it about the seeds in paragraph four that makes it possible for the wind to blow them around?

What word in paragraph four means the opposite of grab?

Writing My Life Story 2.6

Today our teacher said we would each write a story. She said if we wanted we could draw pictures to go with it. I decided to write my life story. I started with the night I was born. I drew a picture of me as a tiny baby. I wrote about what my first words were and how I liked to play.

When I was little I was always making tall towers. My grandfather said he thought I would build hotels when I grew up. I drew a picture of me playing with my blocks.

I also liked to ride my scooter and swing on the swings in the park. I drew pictures of me on my scooter and a picture of my dad pushing me on the swing. The next picture is of me licking an ice cream cone and getting it all over me. I still love chocolate ice cream.

Then I wrote about my first day at school. I wrote about how I cried and cried because I didn't want my mother to leave me. I made a drawing of me with a sad face. The last page is about my last birthday party. I drew of picture of me blowing out the candles on my birthday cake. There are six candles and I blew them all out.

11
24
37
51
62
73
84
95
108
122
135
149
152
164
176
190
203
214
221

Writing My Life Story 2.6 Use Complete Sentence

Monday:

Why does the author begin his/her story with the night he/she was born?

What did he write about after he drew the picture of him/herself as a tiny baby?

Tuesday:

What leads the grandfather to believe that he/she will one day build hotels?

Which sentence for the story shows how he/she feels about ice cream?

Wednesday:

I also liked to ride my scooter and swing on the swing in the park? Rewrite this sentence using a synonym for the word liked.

What is paragraph three mostly about?

Thursday:

Which sentence in paragraph four shows how he/she felt about his/her first day of school?

How old is the main character? How can you tell?

I'm a Good Babysitter 2.7

When I turned twelve years old I got to babysit for the first time. My aunt asked my parents if I could babysit my cousin. My aunt and uncle wanted to go to the movies. They said they would pay me! My cousin is two and still wears diapers. She knows me pretty well because my mother and my aunt are sisters. We spend a lot of weekends together and we live in the same town. My parents talked it over and said yes. My uncle picked me up after supper and took me to their house. My cousin was waiting at the door. She was ready for bed and wearing her slippers. My aunt told me when to change her and put her in bed. My aunt said we could both have graham crackers and apple juice for a snack and that my cousin loved bedtime stories. She gave me her cell phone number in case I had a problem. Mom called me about three times while I was babysitting. She said it was to make sure I was doing okay.

My cousin didn't even cry when her mom and dad drove away. I read her 'Goodnight, Moon,' and 'Pat the Bunny.' I washed her face and changed her. She didn't even cry when I put her in bed. Once my aunt called to see if everything was all right. I just watched TV until they came home. I think babysitting is fun and I hope my aunt asks me again.

13
25
38
50
61
74
86
95
107
119
131
143
155
167
179
190
201
213
227
238
249

I'm a Good Babysitter 2.7 Use Complete Sentences**Monday**

Why do the main character's aunt and uncle need a babysitter?

What can you tell from the first paragraph about how the main character feels about babysitting?

Tuesday

What happened right before he/she saw his/her cousin waiting at the door?

Why did the aunt give him/her, her cell phone number?

Wednesday

This story takes place at _____.

My uncle picked me up after supper and took me to their house. What is a synonym for supper in this sentence?

Thursday:

What sentence in paragraph four helps the reader know that the baby cousin was not upset when her parents left?

How does the main character feel at the end of the story? Do you think she will want to baby sit in the future?

Playing Shuffleboard With Grandpa 2.8

There is a shuffleboard court where my grandpa lives. Most of the men there play shuffleboard. Grandpa likes to play and sometimes he takes me with him. He says I can be his partner anytime. Grandpa is a very good player and often wins. Shuffleboard is played on a very smooth walk. Grandpa waxes the walk before a game. Each player uses a long stick to push disks down the walk. You try to get the disks into spaces marked with numbers. You can get seven, eight, or ten points. You can lose ten points if your disk lands in the wrong section. You have to be very careful about how you push the disks. Grandpa taught me how to play shuffleboard when I was five. He says the secret to playing well is to push the disk very smoothly. If you push too fast, the disk goes much too far. If you jerk the stick, it goes off the side of the court. Last week there was a special family day at my grandpa's place. There were contests and games for people to play. Grandpa said I could be his partner in shuffleboard. We got the most points of any of the other teams and won a blue ribbon. Grandpa says I'm the shuffleboard champ of all time.

10
21
34
44
54
67
79
90
103
115
126
139
153
167
178
190
203
214
219

Playing Shuffleboard With Grandpa 2.8 Use Complete Sentences**Monday**

What in paragraph one lets the reader know that shuffleboard is a popular game where the grandpa lives?

What words in paragraph one help the reader know what shuffleboard means?

Tuesday

Why is it important that the surface of the playing area be smooth?

How is it possible to lose ten points in shuffleboard?

Wednesday

What is the secret to playing shuffleboard well?

What is paragraph three mostly about?

Thursday:

Why do you think grandpa allowed him/her to be his partner?

What word in paragraph two means about the same thing as flat?

I Want to Fly in Space 2.9

When I grow up I want to fly in space. I have my plan all worked out. First I will go to college and then I am going to learn how to fly planes. I will fly very fast planes that can go faster than the speed of sound. When I can fly planes very well, I will learn how to fly space ships.

I will get to wear a silvery space suit and live inside a space ship. I will be inside the space ship when we blast into space. When I am up in space, I will watch the sun and moon come up every day. I will be so close to the stars that I can count them. Maybe I will see other space ships and wave as they go by. I will float around whenever I want. It will be just like flying. I will get to put on my space suit and walk in space. When I look down I will see the green and blue earth far below. I might even be able to see where I live. I will be on TV to describe what I see. The whole world will be watching and listening to me.

When we get to the moon, I will walk all across the surface. It will be dusty and crunchy. I will pick up samples of moon rocks to bring back. I want to drive all over the moon in a little moon buggy. I will plant the flag on the moon. I might even see some little green aliens running around. I can't wait to fly in space.

15
29
43
56
64
78
91
106
121
136
149
163
177
193
204
218
231
246
260
172

I Want to Fly in Space 2.9 Use Complete Sentences**Monday**

What does the main character say he will do right after he goes to college?

In paragraph one what goal is he/she working towards?

Tuesday

What word or words in paragraph three help the reader know what describe means?

How will the main character feel if he is able to accomplish what he says he will at the end of the story?

Wednesday

What does the main character believe he/she will be able to do because of the closeness of the stars?

What word in paragraph three means the opposite of above?

Thursday:

The author wrote this story most likely to.....?

What is paragraph four mostly about?

The New Bookstore 2.10

Grandma said, "I want to take you and your sister to the new bookstore at the mall." She picked us up from school and drove us to the mall. The bookstore is huge. There are books on pets, gardens, hobbies, and travel. There are rows of magazines and papers. There are tapes, videos, greeting cards, and calendars. The new bookstore is so big it even has a place to get something to eat. We asked Grandma if we could have a snack. She said that we could have cookies and juice. Grandma had coffee.

Grandma wanted to look at the cookbook section. She showed us where she would be. Then she took us to the children's corner. It was perfect for us. There were pillows and stuffed toys everywhere. The tables and chairs were all our size. There were more books than I had ever seen in one place. It was even bigger than the library. My sister started looking at picture books. I found books about magic tricks. Grandma found us and said she was almost ready to go. She said because we were so good we could each pick out a book to buy. My sister got *When You Give a Mouse a Cookie*. I got a book about secret magic tricks.

12
24
36
46
55
68
81
92
94
103
115
125
135
148
159
169
180
193
206
214

The New Bookstore 2.10 Use Complete Sent

<p>Tuesday</p> <p>Where is the bookstore?</p> <p>What other activities can they do at the bookstore?</p>	<p>Monday</p> <p>In paragraph one what word is the opposite of small?</p> <p>List the types of media can be found at the bookstore?</p>
<p>Thursday:</p> <p>What kind of books most interest the main character?</p> <p>What information in paragraph four helps the reader know how the children in the story behave?</p>	<p>Wednesday</p> <p>What does the main character believe he/she will be able to do because of the closeness of the stars?</p> <p>How can you tell that the children's corner is meant to be used by children?</p>

We Celebrate Kwanzaa 2.11

One holiday celebrated by African Americans is Kwanzaa. Kwanzaa means a gathering time like Thanksgiving. It means not only the gathering of foods for the winter, but also the gathering of family. It began in Africa many years ago. The holiday reminds us of the way of life of the first African Americans.

In America, houses are decorated in black, red, and green for Kwanzaa. Black stands for the color of the people. Red

reminds us of our struggle. Green is for Africa and hope. Seven candles are on the table, one for each rule for how to

live. An ear of corn for each child in the family is on the table. Everyone wears colorful African clothes.

The party lasts for seven days, from the day after

Christmas to New Years' day. We do not eat during the day. Every night we feast and light a new candle. For dinner we

have chicken and catfish. We add greens, black-eyed peas and corn bread. For dessert we have sweet potato pie and

carrot cake. After dinner we play music and dance.

Kwanzaa is also a time for older family members to tell

stories. We remember those who have lived before us. On the sixth night we give presents to each other. Kwanzaa is a very

special time for our family.

221

216

204

193

182

173

162

152

140

128

118

112

98

85

74

63

53

52

39

28

16

8

We Celebrate Kwanzaa 2.11 Use Complete Sentences

<p>Tuesday</p> <p>List below what the colors black, red, and green each stand for in Kwanzaa celebrations?</p> <div style="border: 1px solid black; height: 40px; width: 100%;"></div> <div style="border: 1px solid black; height: 40px; width: 100%;"></div> <div style="border: 1px solid black; height: 40px; width: 100%;"></div> <p>What is the purpose of the seven candles?</p> <div style="border: 1px solid black; height: 40px; width: 100%;"></div> <div style="border: 1px solid black; height: 40px; width: 100%;"></div> <div style="border: 1px solid black; height: 40px; width: 100%;"></div>	<p>Monday</p> <p>What is the purpose of the African American holiday of Kwanzaa?</p> <div style="border: 1px solid black; height: 40px; width: 100%;"></div> <div style="border: 1px solid black; height: 40px; width: 100%;"></div> <div style="border: 1px solid black; height: 40px; width: 100%;"></div> <p>On what continent did Kwanzaa begin?</p> <div style="border: 1px solid black; height: 40px; width: 100%;"></div> <div style="border: 1px solid black; height: 40px; width: 100%;"></div> <div style="border: 1px solid black; height: 40px; width: 100%;"></div>
<p>Thursday:</p> <p>What sentence in paragraph three helps the reader know that everyone is hungry by dinner time?</p> <div style="border: 1px solid black; height: 40px; width: 100%;"></div> <div style="border: 1px solid black; height: 40px; width: 100%;"></div> <div style="border: 1px solid black; height: 40px; width: 100%;"></div> <p>What is it about Kwanza that is special for older family members?</p> <div style="border: 1px solid black; height: 40px; width: 100%;"></div> <div style="border: 1px solid black; height: 40px; width: 100%;"></div> <div style="border: 1px solid black; height: 40px; width: 100%;"></div>	<p>Wednesday</p> <p>What is paragraph two mostly about?</p> <div style="border: 1px solid black; height: 40px; width: 100%;"></div> <div style="border: 1px solid black; height: 40px; width: 100%;"></div> <div style="border: 1px solid black; height: 40px; width: 100%;"></div> <p>What word in paragraph three means about the same as celebration?</p> <div style="border: 1px solid black; height: 40px; width: 100%;"></div> <div style="border: 1px solid black; height: 40px; width: 100%;"></div> <div style="border: 1px solid black; height: 40px; width: 100%;"></div>

Addition and Subtraction Within 100— Skills Practice

Name: _____

Add or subtract.

Form A

1 $4 + 4 =$ _____

2 $8 + 2 =$ _____

3 $5 + 7 =$ _____

4 $9 - 3 =$ _____

5 $17 - 8 =$ _____

6 $10 - 6 =$ _____

7
$$\begin{array}{r} 21 \\ + 8 \\ \hline \end{array}$$

8
$$\begin{array}{r} 37 \\ + 3 \\ \hline \end{array}$$

9
$$\begin{array}{r} 84 \\ + 9 \\ \hline \end{array}$$

10
$$\begin{array}{r} 72 \\ + 5 \\ \hline \end{array}$$

11
$$\begin{array}{r} 45 \\ - 6 \\ \hline \end{array}$$

12
$$\begin{array}{r} 58 \\ - 2 \\ \hline \end{array}$$

13
$$\begin{array}{r} 98 \\ - 3 \\ \hline \end{array}$$

14
$$\begin{array}{r} 61 \\ - 8 \\ \hline \end{array}$$

15
$$\begin{array}{r} 12 \\ + 32 \\ \hline \end{array}$$

16
$$\begin{array}{r} 39 \\ + 51 \\ \hline \end{array}$$

17
$$\begin{array}{r} 26 \\ + 33 \\ \hline \end{array}$$

18
$$\begin{array}{r} 57 \\ + 27 \\ \hline \end{array}$$

19
$$\begin{array}{r} 83 \\ - 38 \\ \hline \end{array}$$

20
$$\begin{array}{r} 74 \\ - 70 \\ \hline \end{array}$$

21
$$\begin{array}{r} 52 \\ - 35 \\ \hline \end{array}$$

22
$$\begin{array}{r} 49 \\ - 18 \\ \hline \end{array}$$

Addition and Subtraction Within 100— Skills Practice

Name: _____

Add or subtract.

Form B

1 $6 + 3 =$ _____

2 $7 + 7 =$ _____

3 $9 + 8 =$ _____

4 $5 - 4 =$ _____

5 $13 - 9 =$ _____

6 $16 - 8 =$ _____

7
$$\begin{array}{r} 45 \\ + 6 \\ \hline \end{array}$$

8
$$\begin{array}{r} 23 \\ + 4 \\ \hline \end{array}$$

9
$$\begin{array}{r} 74 \\ + 5 \\ \hline \end{array}$$

10
$$\begin{array}{r} 59 \\ + 3 \\ \hline \end{array}$$

11
$$\begin{array}{r} 87 \\ - 3 \\ \hline \end{array}$$

12
$$\begin{array}{r} 62 \\ - 6 \\ \hline \end{array}$$

13
$$\begin{array}{r} 56 \\ - 5 \\ \hline \end{array}$$

14
$$\begin{array}{r} 94 \\ - 8 \\ \hline \end{array}$$

15
$$\begin{array}{r} 36 \\ + 60 \\ \hline \end{array}$$

16
$$\begin{array}{r} 29 \\ + 39 \\ \hline \end{array}$$

17
$$\begin{array}{r} 43 \\ + 32 \\ \hline \end{array}$$

18
$$\begin{array}{r} 67 \\ + 24 \\ \hline \end{array}$$

19
$$\begin{array}{r} 92 \\ - 53 \\ \hline \end{array}$$

20
$$\begin{array}{r} 78 \\ - 25 \\ \hline \end{array}$$

21
$$\begin{array}{r} 81 \\ - 64 \\ \hline \end{array}$$

22
$$\begin{array}{r} 97 \\ - 18 \\ \hline \end{array}$$




Name and Draw Shapes

Study the example showing how to name shapes and describe shapes. Then solve Problems 1–5.

Example

Quadrilaterals have 4 sides and 4 angles.



square



rectangle

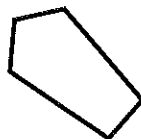
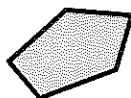


trapezoid






rhombus


Pentagons have 5 sides and 5 angles.



Hexagons have 6 sides and 6 angles.



- What is the name of this shape?
- How many sides and angles does it have?



Shape name: rhombus

Number of sides: 4

Number of angles: 4

- 1** Look at the shapes below. Fill in the chart to name and describe each shape.

Shape A



Shape B



Shape C



Shape	Shape Name	Sides	Angles
A			
B			
C			

**Vocabulary**

angle the corner where two sides of a shape meet.

Solve.

- 2** Draw two different shapes that each have 3 sides. Then write the name for shapes with 3 sides.

Shape name: _____

- 3** Draw two different shapes that each have 6 angles. Then write the name for shapes with 6 angles.

Shape name: _____

- 4** Draw two different shapes that each have 5 sides. Then write the name for shapes with 5 sides.

Shape name: _____

- 5** Fill in the blanks. Use the words in the box.

- a. _____ quadrilaterals have 4 sides.
b. _____ quadrilaterals have 5 angles.
c. _____ quadrilaterals have sides the same length.

Some

No

All



Lamar-Milledge Elementary School

510 Eve Street
Augusta, GA 30904

Shetina Roulhac, Principal
Meredith Godowns, Assistant Principal

Office 706-737-7262
Fax 706-737-7261

Physical Education Distance Learning Choice Board

<ul style="list-style-type: none"> 30 jumping jacks 5-10 push ups High Knees for 1 minute 15 sit ups 	<p>Guided Dance "Believer"</p> <p>https://app.gonoodle.com/activities/believer?s=Disco-ver&t=Wo3/16/20-FP-4GA-All%20Grades&sid=1732&x=4&y=3&mft=simple%20ro-w</p>	<p>Play musical chairs with your family.</p>	<p>Find a food from the Dairy food group and point it out to a family member.</p>
<ul style="list-style-type: none"> 30 jumping jacks 5-10 push ups High Knees for 1 minute 15 sit ups 	<p>Maximo Guided Dance "Electric Slide"</p> <p>https://app.gonoodle.com/activities/electric-slide?s=Channel&t=Maximo&sid=12&cs=maximo</p> <p>Fresh Start Fitness "Geocentric" Workout</p> <p>https://app.gonoodle.com/activities/geocentric?s=Channel&t=Fresh%20Start%20Fitness&sid=16&cs=fresh-start-fitness</p>	<p>Play red light/green light with friends or family.</p>	<p>Find a food from the Vegetable food group and show it to a family member.</p>
<ul style="list-style-type: none"> 30 jumping jacks 5-10 push ups High Knees for 1 minute 15 sit ups 	<p>Pop See Ko 2 Dance</p> <p>https://app.gonoodle.com/activities/pop-see-ko-2-dot-0?s=Channel&t=Koo%20Koo%20Kanga%20Roo&sid=9&cs=koo-koo-kanga-roo</p>	<p>Play rock, paper, scissors with someone. Loser of the game has to do 5 jumping jacks or run a lap around the house. Play for 10 minutes.</p>	<p>Find a food from the Protein food group and show it to a family member.</p>

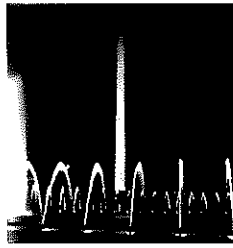
"Where lions learn and lead."

HOME OF THE LIONS

LMES Distance Learning Social Science Choice Board

K

Make a list and draw a picture of 5 community helpers you have seen or would like to see on your community.







Who was the Washington Monument named after?

What number president was George Washington? _____

What number president was Abraham Lincoln? _____

Cut pictures out of a magazine of Living and Non-living things.

Living	Nonliving
	
	
fish	teddy

Find 6-10 rocks outside. Sort them by size, weight, color, and or texture.

1

Write a sentence about 5 different community helpers you have seen or would like to see on your community (You should have 5 sentences total).

Option 1:
Create a model showing the four landforms mountain, desert, valley, coast. The model can be created using clay, recycled materials, or any other available materials. Label each landform

Option 2:
Create a landform book. Each page will show a different landform: mountain, desert, valley, coast. Students could draw themselves on each page interacting with the landform (ex. Climbing the mountain, playing in the sand on the coast, etc.).

Use objects around your house to create an instrument to make sound.






2

Write a 3 paragraph essay describing the contributions of one of the following historical figures in Georgia History: Sequoyah, Jackie Robinson, Juliette Gordon Law, or Martin Luther King Jr. or Jimmy Carter. -OR-

Collect 3 items that represent one of the following people: Sequoyah, Jackie Robinson, Juliette Gordon Law, or Martin Luther King Jr. or Jimmy Carter. Use these 3 items to tell important information about one of the historical figures mentioned above.

Go outside with a family member to observe and draw a picture of what the moon looks like at night, 3 nights out of the week.

Monday	Wed	Friday
		

Watch the video, then answer the questions below.

<https://www.youtube.com/watch?v=RzkJkEKV8Yk>

STES. Obtain, evaluate, and communicate information about stars having different sizes and brightness.
b. Construct an argument to support the claim that although the sun appears to be the brightest and largest star, it is actually medium in size and brightness.

Sun as a Star

- The sun is a large _____.
a. Star
b. Planet
c. Ball of rock
- The sun is the center of the _____.
a. Earth
b. Solar System
c. Galaxy
- Johnny wants to go somewhere for the summer with his family. He asked his mom could they go to the sun. What are some reasons Johnny can't go to the sun for summer vacation?
