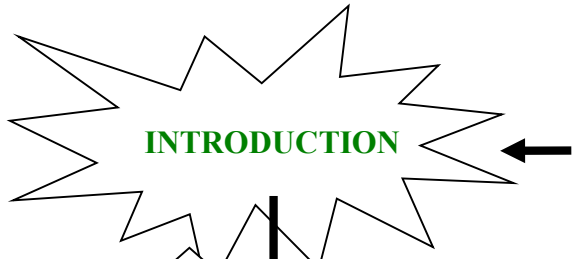


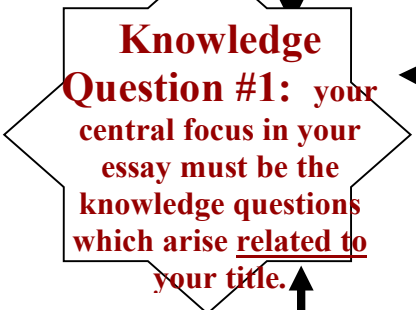
TOK Essay Graphic Organizer:



The introduction should contain the title (i.e., the prompt you have chosen), worded exactly as the original. Try to work it into your introduction clearly so that it remains the focus of your paper.

It should also contain a basic outline of what you are intending to prove in relation to the title: what your response is.

The **body of the essay** needs to be organized so that one idea flows into the next as you establish your argument. The following organizer may work for you:



Remember that a **KNOWLEDGE Question** needs to be **general (applicable beyond your title, but still connected to your title), open (meaning that there are various possible answers), and ABOUT KNOWLEDGE**. It focuses on how knowledge can be constructed or evaluated in relation to your title. It reflects the moment where you think of something which should be considered before you can use the word "knowledge". It should be stated as a question, and relate to your title.

Ask yourself: what is there in your title which has to be thought about and addressed before you can say "I know this..."?
E.g: "How can a Mathematical model give us knowledge even if it does not yield accurate predictions?"

Proof / Example / RLS #1: Start with one **real-life, specific situation** for what you are trying to convince the reader to believe in response to the title. You might give a reference / quote which shows that you have found a concrete, real-life example (**not hypothetical or general** [NOT "people believe..."]]) to back up what you are trying to say. This means you have to document the source of this quote or reference correctly!

Area of Knowledge:
What Area of Knowledge is this RLS/example connected to? Explain why / how this example, from this Area of Knowledge, helps to prove what you are trying to say about the title and **how it illustrates a position on the Knowledge Question.**

Ways of Knowing:
What Way of Knowing are involved in this RLS / A of K? Explain why / how these Ways of Knowing in this RLS / A of K help (or challenge) us to deal with the knowledge question you have identified in relation to your title, and how it helps to prove what you are trying to say. You want to show how / if the Ways of Knowing relate to your knowledge question and title (they may not).

Claims & Counter-claims:
What are some opposing opinions about your title in relation to this RLS which must be considered in order really to understand it? What are the strengths / weaknesses of these opposing opinions? Demonstrate some analysis of these opposing views. What position should we establish here - why?


Implications:
What are the important consequences / implications related to your RLS / KQ? What important consequences should we consider when taking a position on your title? If we agree that "___" is true, what are the consequences? How do these connect to other RLS's? What are the "implied" considerations we have to think about before we clarify /establish an understanding here?

Remember that you **are allowed** to use "I" in this paper. You should express a personal view, based on your own experiences, at least a few times. Keep in mind that this is not a research paper, but it is also not a collection of unsubstantiated opinions... You have to back up your views with **real-life concrete examples (RLS's)**, and use proper citation wherever you refer to ideas not your own or use someone else's words!

A proper "Works Consulted" must be provided, and must be on its own page (not tacked onto the last page of the essay).

Remember to work for **DEPTH** and **BREADTH** in developing your essay!

↓
Keep going through the cycle of Knowledge Questions, Examples / RLS's, etc. until you have written a strong essay supporting the view you expressed in the introduction about your specific title. **Remember to keep looking back at the marking rubric to see that you have included all of the required elements and remember that EVERYTHING in your essay must relate to the title (as written).**



In the conclusion, you tie together the whole paper. You re-state your title and then reiterate your clear response to it. A strong conclusion will show very clearly that you, the author, considered this topic from specific perspectives, established a specific view on it, proved it with these examples /RLS's, and can conclude _____. It does not need to be long, but should be at least a few sentences in order to provide a strong and clear summary.

It is important to write first for quality and then check on quantity; this means that you write what you need to write first and then check the word count. When you have completely finished, check the word count (not including the title page or Works Consulted). This word count must not be shorter than 1200 words (minimum) or longer than 1600 (maximum).

General Reminders:

- Remember that your examples / RLS's need to be unique, thoughtful, and appropriate to your title. Please **avoid the over-used examples** (e.g., flat earth, Copernicus, Hitler, 1+1=2...).
- Also, please **do not use dictionary definitions** in your essay (e.g., avoid "Webster's Dictionary defines ethics as..."). If you do need to give a definition of something, go to a specific scholarly source in the field.
- Make sure to maintain your focus on the title in every paragraph you write.
- You will likely find it easier to write the introduction and conclusion last, once you have written the paper itself.