


# Telling time - quarter hours


## Grade 2 Time Worksheet

Write the time below each clock.


1.




2.




3.




4.




5.




6.




7.



8.



9.




# Telling time - quarter hours

---


## Grade 2 Time Worksheet

Write the time below each clock.


1.



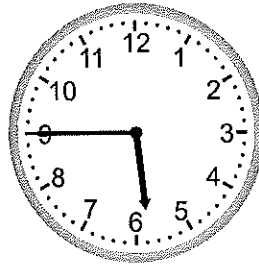
2.




3.




4.




5.




6.




7.



8.



9.




# Telling time - quarter hours


## Grade 2 Time Worksheet

Write the time below each clock.


1.




2.




3.




4.




5.




6.



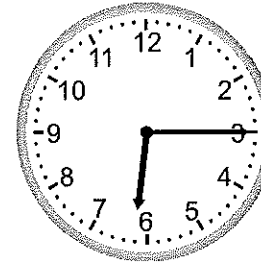
7.



8.



9.




# Telling time - quarter hours


## Grade 2 Time Worksheet

Write the time below each clock.

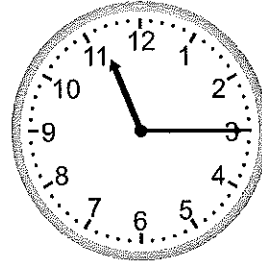
1.




2.




3.




4.




5.




6.




7.



8.



9.




# Telling time - quarter hours


## Grade 2 Time Worksheet

Write the time below each clock.


1.




2.




3.




4.




5.




6.



7.



8.



9.

