




Name : _____ date : _____


Tally charts

	<table border="1" style="width: 100%; border-collapse: collapse;"> <tr> <td style="width: 30%; text-align: center; padding: 5px;">○</td> <td style="text-align: center; padding: 5px;"> </td> </tr> <tr> <td style="width: 30%; text-align: center; padding: 5px;">▲</td> <td style="text-align: center; padding: 5px;"> </td> </tr> <tr> <td style="width: 30%; text-align: center; padding: 5px;">■</td> <td style="text-align: center; padding: 5px;"> </td> </tr> </table>	○		▲		■	
○							
▲							
■							

Complete the tally chart.

	<table border="1" style="width: 100%; border-collapse: collapse;"> <tr> <td style="width: 30%; text-align: center; padding: 5px;">✈️</td> <td style="width: 70%;"></td> </tr> <tr> <td style="width: 30%; text-align: center; padding: 5px;">🚲</td> <td style="width: 70%;"></td> </tr> <tr> <td style="width: 30%; text-align: center; padding: 5px;">🚗</td> <td style="width: 70%;"></td> </tr> </table>	✈️		🚲		🚗	
✈️							
🚲							
🚗							

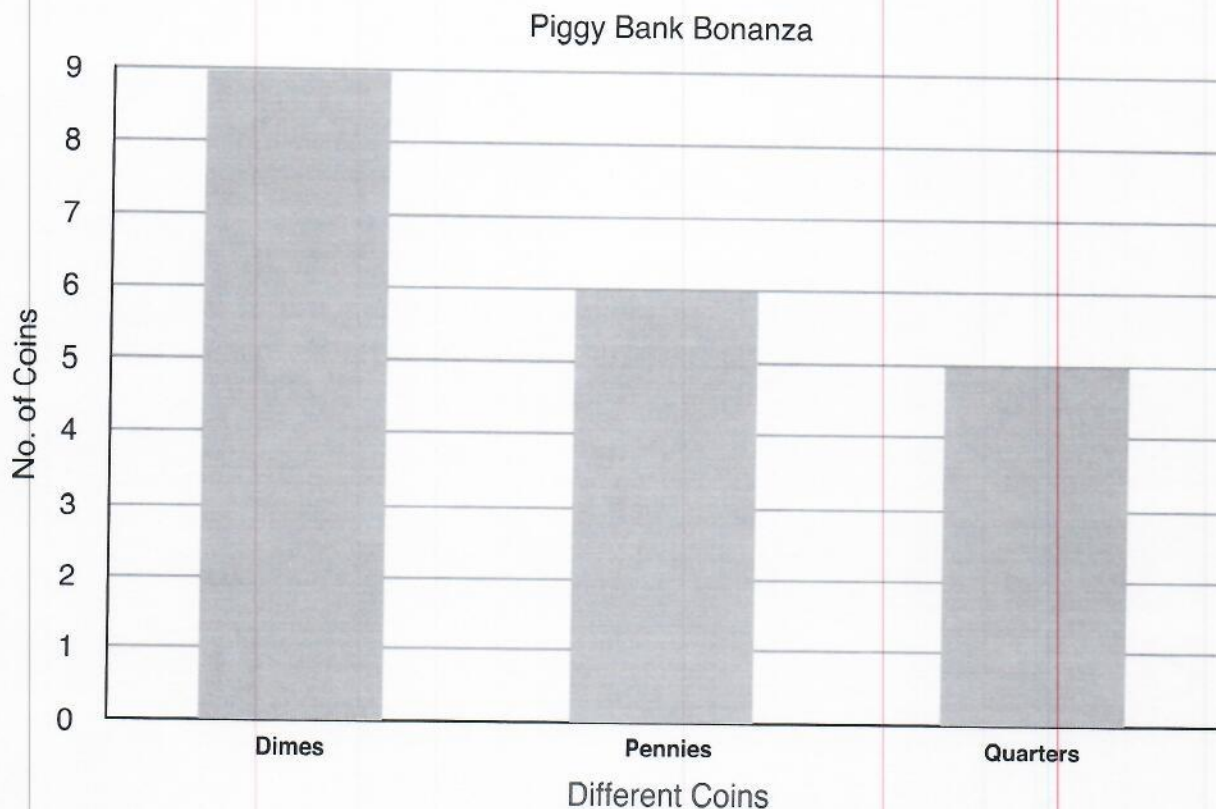
	<table border="1" style="width: 100%; border-collapse: collapse;"> <tr> <td style="width: 30%; text-align: center; padding: 5px;">🍪</td> <td style="width: 70%;"></td> </tr> <tr> <td style="width: 30%; text-align: center; padding: 5px;">🍦</td> <td style="width: 70%;"></td> </tr> <tr> <td style="width: 30%; text-align: center; padding: 5px;">🍧</td> <td style="width: 70%;"></td> </tr> </table>	🍪		🍦		🍧	
🍪							
🍦							
🍧							

	<table border="1" style="width: 100%; border-collapse: collapse;"> <tr> <td style="width: 30%; text-align: center; padding: 5px;">🦗</td> <td style="width: 70%;"></td> </tr> <tr> <td style="width: 30%; text-align: center; padding: 5px;">🐝</td> <td style="width: 70%;"></td> </tr> </table>	🦗		🐝	
🦗					
🐝					

Piggy Bank!



Tammy found some pennies, dimes, and quarters in her piggy bank. She made a bar graph of the coins she found. Read the graph below and answer the questions below.







1. How many pennies did Tammy find in her piggy bank ? _____
2. How many quarters did Tammy find in her piggy bank ? _____
3. How many dimes and pennies did she find in all? _____
4. Tammy is thinking of buying an eraser from her school book fair that costs 76¢. Does she have enough money to buy an eraser?

Name : _____

Date : _____

Tally Chart

Use the tally chart below to answer the following questions.

OBJECT	TALLY	TOTAL
		11
		9
		17
		14

1. How many trees are there?

2. How many lions and airplanes are there?

3. How many recyclable objects are there?

4. How many living things are there?

5. How many means of transportation are there?

6. Write the number of the most common object?

Name : _____ date : _____

Make a Graph

Help mom count veggies that she needs to make a soup by creating a bar graph. Color in the correct number of boxes for each type of vegetable.



6 tomatoes



3 mushrooms



4 carrots




2 potatoes



1 bell pepper

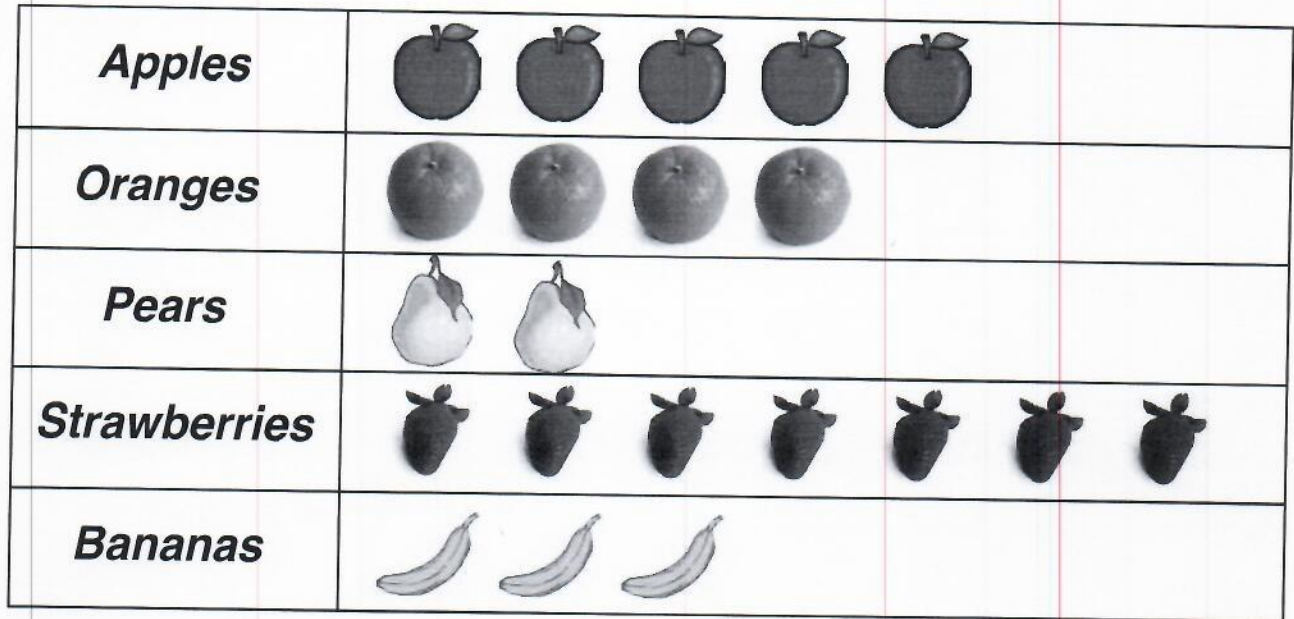


7 asparagus



Favorite Fruits

Lara surveyed her classmates about their favorite fruits. She made a picture graph with the results. One piece of fruit on the graph indicates one person.



Use the picture graph to answer the questions below.

How many more classmates chose strawberries over bananas? _____

How many classmates chose pears and oranges? _____

Which fruit did the most classmates choose? _____

How many classmates chose either apples or strawberries? _____

How many total students were surveyed? _____