

Name: _____

RF.1.4b Read grade-level text orally with accuracy,
appropriate rate, and expression on successive readings.



I love playing in the leaves! I play in the leaves every fall. I play 15
with my sister and brother. We love to throw the leaves up in to 29
the air. When they fall it looks like rain! It is so much fun. We 44
make giant piles of leaves. We run and then jump into them. We 57
roll around and laugh at each other. We take turns playing. When 69
we are all done, we help clean up the mess. First, we get the rake 84
from the shed. I hold the rake. We scoop up the leaves. We put 98
them in a big, black bag. Once we get them in a bag, we put them 114
on the curb. The garbage man will pick it up. Mom says that as 128
long as we clean up the mess, we can play as often as there are 143
enough leaves to play with. Fall is my favorite time of the year! 156

Time your student for one minute. Record how many words the student got correct in the table to the left. After each speed timing ask the day's question. Help the student use the text to find the answer.

| Words per Minute | |
|------------------|--|
| DAY 1 | |
| DAY 2 | |
| DAY 3 | |
| DAY 4 | |

Day 1: Who is telling the story?

Day 2: What is this story mostly about?

Day 3: What are some of the things that the author does in the leaves?

Day 4: What does the author do after they scoop up the leaves?


Student Comprehension this week was: (circle one)

Great!

Good!

Needed help

Needed LOTS of help



Name:


Weekly Math Review - Q1:1

Date:


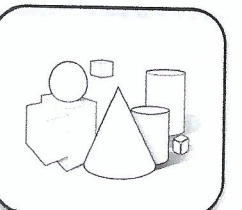

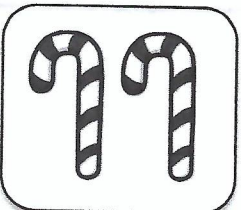

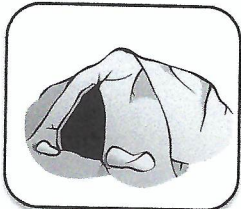
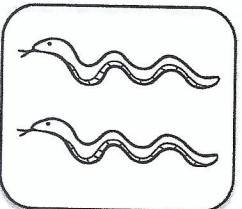


| Monday | Tuesday | Wednesday | Thursday |
|---|---|---|---|
| How many tens and ones are there in the number 75? _____ Tens _____ Ones | Underline the digit in the tens place. <div style="text-align: center; font-size: 1.5em;">36</div> | How many tens and ones are there in the number 59? _____ Tens _____ Ones | Underline the digit in the ones place. <div style="text-align: center; font-size: 1.5em;">52</div> |
| Complete each family of facts. 5 5 10 _____ + _____ = _____ _____ + _____ = _____ _____ - _____ = _____ _____ - _____ = _____ | Complete each family of facts. 2 8 6 _____ + _____ = _____ _____ + _____ = _____ _____ - _____ = _____ _____ - _____ = _____ | Complete each family of facts. 10 7 3 _____ + _____ = _____ _____ + _____ = _____ _____ - _____ = _____ _____ - _____ = _____ | Complete each family of facts. 4 3 7 _____ + _____ = _____ _____ + _____ = _____ _____ - _____ = _____ _____ - _____ = _____ |
| What is... 14 One more? _____ One less? _____ Ten more? _____ Ten less? _____ | What is... 26 One more? _____ One less? _____ Ten more? _____ Ten less? _____ | What is... 55 One more? _____ One less? _____ Ten more? _____ Ten less? _____ | What is... 31 One more? _____ One less? _____ Ten more? _____ Ten less? _____ |
| Find the missing number. <div style="border: 1px solid black; width: 30px; height: 30px; display: inline-block;"></div> + 8 = 13 | Find the missing number. 12 + <div style="border: 1px solid black; width: 30px; height: 30px; display: inline-block;"></div> = 18 | Find the missing number. 7 + 8 = <div style="border: 1px solid black; width: 30px; height: 30px; display: inline-block;"></div> | Find the missing number. <div style="border: 1px solid black; width: 30px; height: 30px; display: inline-block;"></div> + 9 = 20 |
| Find the missing number. 14 - <div style="border: 1px solid black; width: 30px; height: 30px; display: inline-block;"></div> = 8 | Find the missing number. <div style="border: 1px solid black; width: 30px; height: 30px; display: inline-block;"></div> - 5 = 11 | Find the missing number. 20 - <div style="border: 1px solid black; width: 30px; height: 30px; display: inline-block;"></div> = 16 | Find the missing number. 13 - 9 = <div style="border: 1px solid black; width: 30px; height: 30px; display: inline-block;"></div> |
| Circle the equation that is TRUE. 16 - 7 = 10 8 + 11 = 19 | Find the sum. 5 + 7 + 3 = <div style="border: 1px solid black; width: 30px; height: 30px; display: inline-block;"></div> | Circle the equation that is TRUE. 12 - 6 = 6 6 + 12 = 6 | Find the sum. 8 + 5 + 3 = <div style="border: 1px solid black; width: 30px; height: 30px; display: inline-block;"></div> |
| I need fourteen pencils to share with my class. I have 8 so far. How many more pencils do I need? | There are 12 markers in the box. I put 5 more in. How many markers are now in the box? | There are 15 students in line. Five of them go back to class. How many students are still in line? | I gave out eight red pencils, and seven green pencils. How many pencils did I give out in all? |
| <div style="text-align: center; font-size: 1.5em;">3 4 2</div> _____ ones _____ tens _____ hundreds | Write the number. <div style="border: 1px solid black; width: 100px; height: 30px; display: inline-block;"></div> 0 ones 4 tens 5 hundreds | What is the value of the 4 in 475? | What is the value of the 3 in 630? |

Name: _____

Directions: Look at the picture in each box.
Write the word next to each picture.



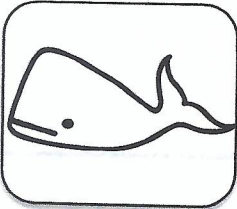
cubes



Name: _____

Directions: Look at the picture in the box.

Write the word next to each picture. Mark up each long vowel sound.



whāle

