


W.S. Hornsby Middle School

 320 Kentucky Ave, Augusta, GA 30901

 (706)823-6960

 Grades: 4-8

 Enrollment: 636 students

Note: For information on educator qualifications and other federal reporting requirements, [click here](#). Discipline data are available in the [K-12 Student Discipline Dashboard](#).

Performance Snapshot

- W.S. Hornsby Middle School's **overall performance is higher than 3% of schools in the state** and is lower than its district.
- Its elementary students' **academic growth is higher than 4% of elementary schools in the state** and lower than its district.
- Its middle school students' **academic growth is higher than 5% of middle schools in the state** and lower than its district.
- **33.7% of its 8th grade students are reading at or above the grade level target.**

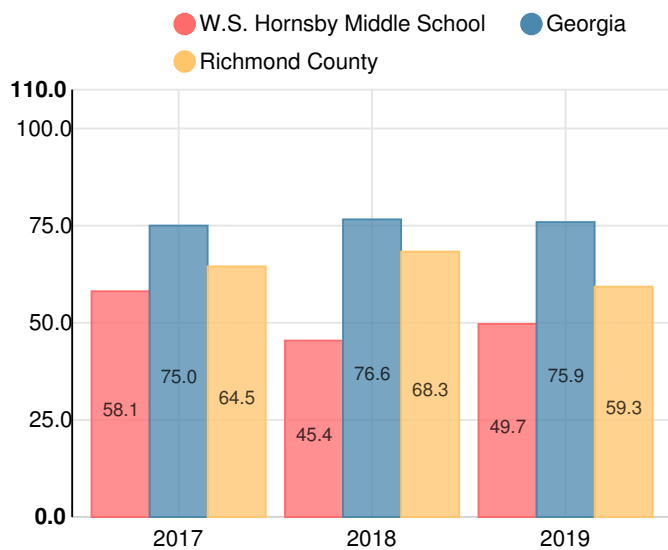
School Wide

F49.7

Year	W.S. Hornsby Middle School
2019	F
2018	F
2017	F
2016	F
2015	F

Grade conversion	
A	90 - 100
B	80 - 89.9
C	70 - 79.9
D	60 - 69.9
F	0 - 59.9

CCRPI Single Score



Student Mobility Rate

47.6%

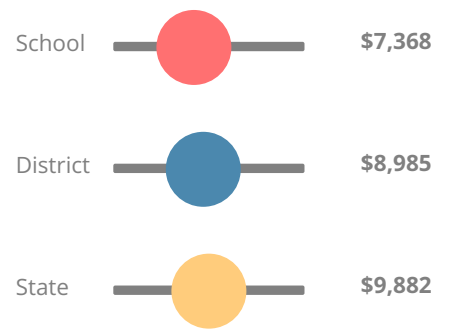
School Climate Star Rating



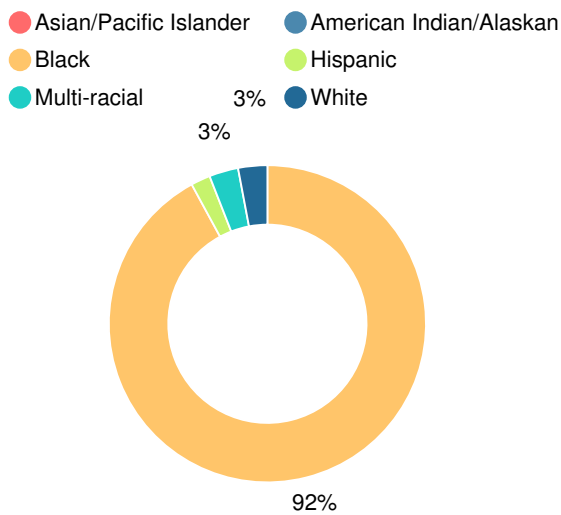
Financial Efficiency Star Rating



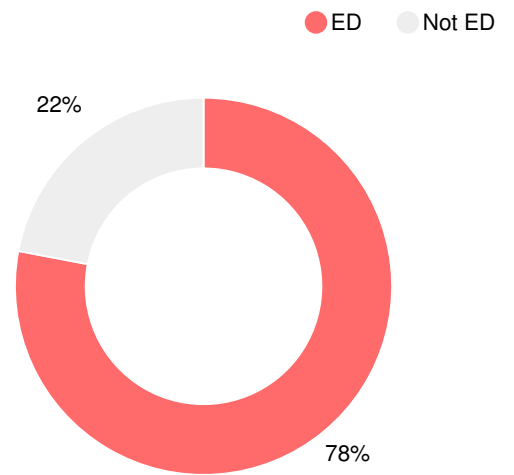
Per Pupil Expenditures



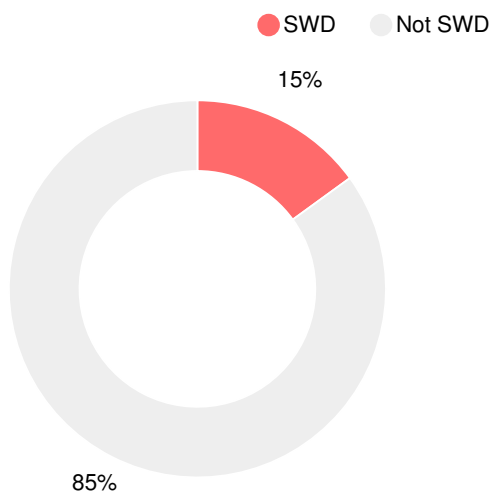
Race/Ethnicity



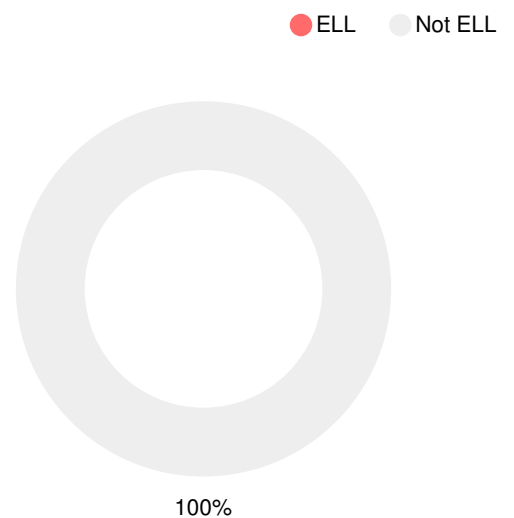
Economically Disadvantaged (ED)



Students with Disability (SWD)



English Language Learners (ELL)



Elementary

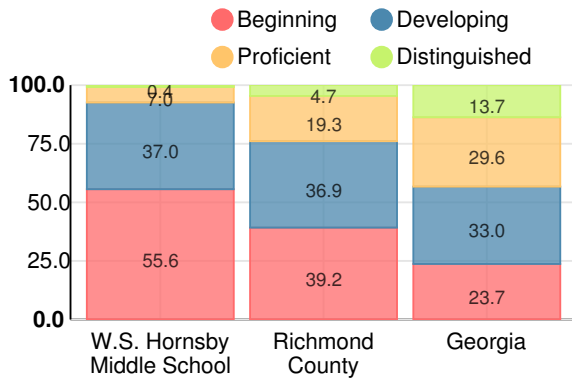
CCRPI Score

W.S. Hornsby Middle School

Indicator	2019
Content Mastery	24.3
Progress	62.2
Closing Gaps	n/a
Readiness	60.5
CCRPI Score	48.4

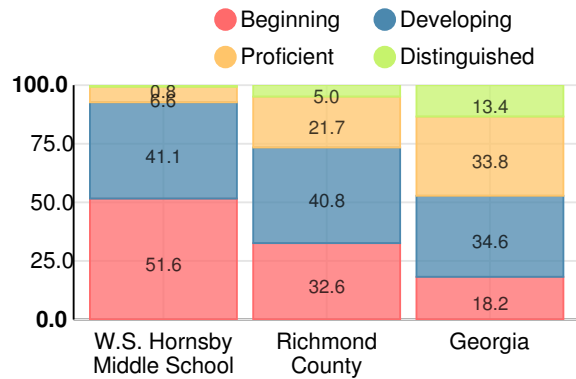
English

Percent of students scoring in each performance level on 2019 Georgia Milestones for elementary grades



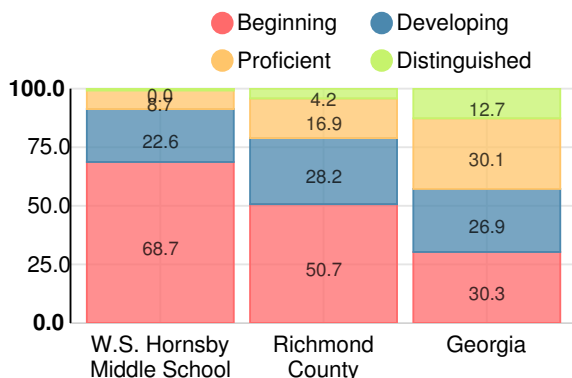
Mathematics

Percent of students scoring in each performance level on 2019 Georgia Milestones for elementary grades



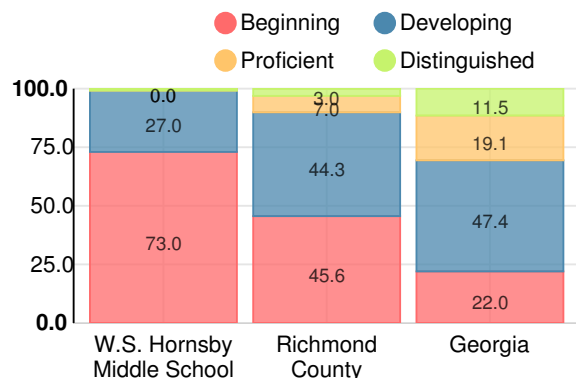
Science

Percent of students scoring in each performance level on 2019 Georgia Milestones for elementary grades



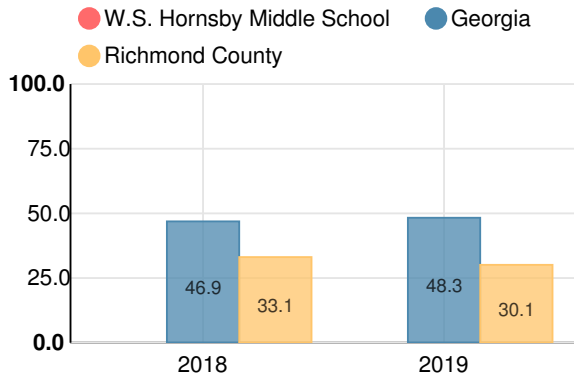
Social Studies

Percent of students scoring in each performance level on 2019 Georgia Milestones for elementary grades



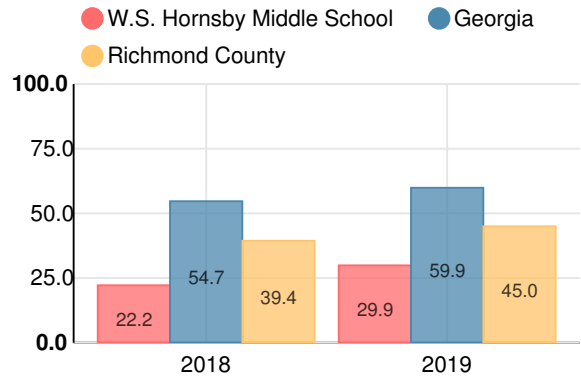
Reading at or above the Grade Level Target (3rd Grade)

Percent of students in grade 3 achieving Lexile measure equal to or greater than 670



Reading at or above the Grade Level Target (5th Grade)

Percent of students in grade 5 achieving Lexile measure equal to or greater than 920



Middle School

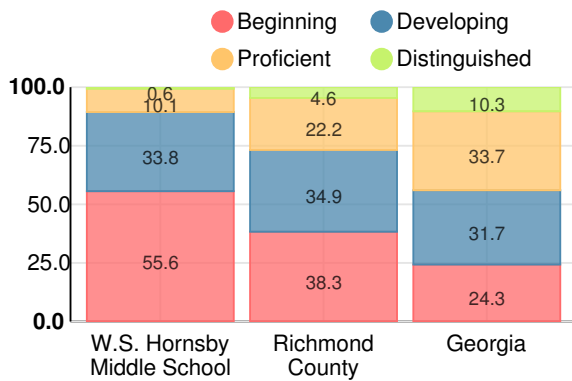
CCRPI Score

W.S. Hornsby Middle School

Indicator	2019
Content Mastery	21.0
Progress	64.2
Closing Gaps	64.3
Readiness	60.8
CCRPI Score	50.6

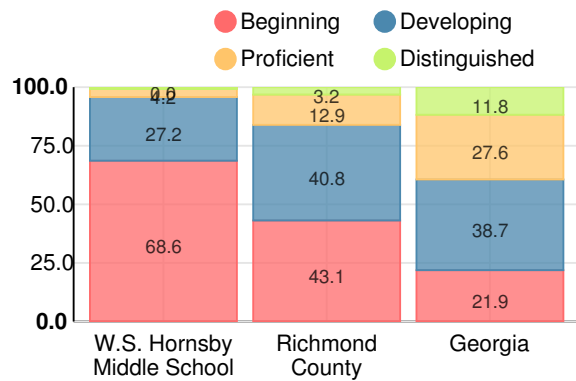
English

Percent of students scoring in each performance level on 2019 Georgia Milestones for middle school grades



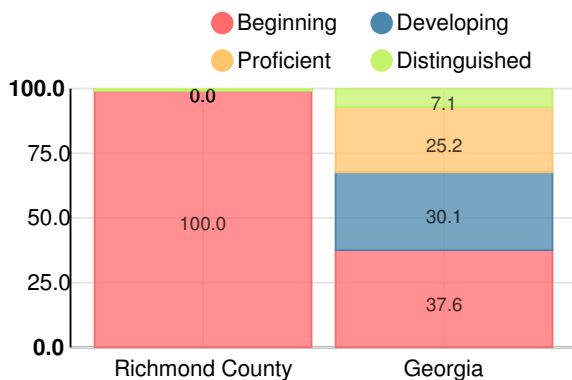
Mathematics

Percent of students scoring in each performance level on 2019 Georgia Milestones for middle school grades



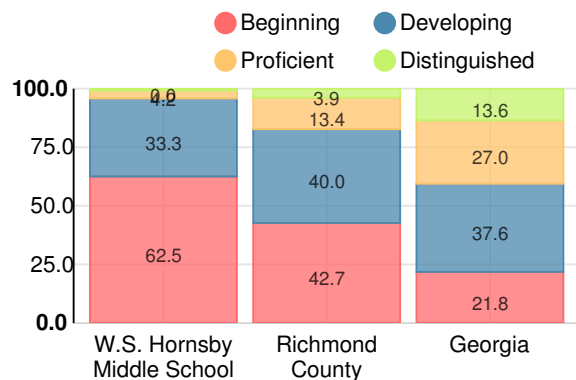
Science

Percent of students scoring in each performance level on 2019 Georgia Milestones for middle school grades



Social Studies

Percent of students scoring in each performance level on 2019 Georgia Milestones for middle school grades



Reading at or above the Grade Level Target (8th Grade)

Percent of students in grade 8 achieving Lexile measure greater than 1097

