

Parents:

Inside this packet is the work for the next 2 weeks that will be graded for the standards based report card. Each time your child starts an assignment, please go over the assignment with your child first to make sure they understand what they are expected to do for the assignment. **However please allow your child to complete the work independently.** These assignments will be turned in when your child returns to school.

Also if you have a computer with internet access, please have your child complete i-ready lessons. This will help with the End of Year diagnostic test they will have to take when they return.

Also information and links for learning will be on your child's teacher's web pages. Please visit these for information that will help your child at home during the school closure.

If your child completes the assignments, please have them complete the online learning or "Learn at Home Mat" choice board (found in packet).

Thank you,

First Grade Teachers

Parents:

Inside this packet is the work for the next 2 weeks that will be graded for the standards based report card. Each time your child starts an assignment, please go over the assignment with your child first to make sure they understand what they are expected to do for the assignment. **However please allow your child to complete the work independently.** These assignments will be turned in when your child returns to school.

Also if you have a computer with internet access, please have your child complete I-ready lessons. This will help with the End of Year diagnostic test they will have to take when they return.

Also information and links for learning will be on your child's teacher's web pages. Please visit these for information that will help your child at home during the school closure.

If your child completes the assignments, please have them complete the online learning or "Learn at Home Mat" choice board (found in packet).

Thank you,

First Grade Teachers

Narrative writing Prompts

*Please have your student write a narrative story each day using the following writing prompts. His or Her story should have 2 or more appropriately sequenced events, include some details regarding what happened, use transition words to signal event order and provide some sense of closure.

3-17-20 -Write a story about your best friend. What is he or she like? What are his or her favorite toys?

3-18-20 Write about the best vacation you ever had. Why was it so special?

3-19-20 Write about a time when you went to a special party. What did you do there?

3-20-20 Write about your favorite thing to do. Why do you like it?

3-23-20 Write about an animal that lives in your neighborhood (your pet, a neighbor's pet, or a squirrel or bird who hangs out in your tree). What does the animal like to do?

3-24-20 Write about a time when you went to the park. What did you do? Who did you go with?

3-25-20 Write a story about the coolest place you ever went to. Why did you like it so much?

3-26-20 Write a story about your house. What do you like best about it?

3-27-20 Write about your favorite toy. What do you like best about it?



Week Two

Learn at HOME Mat

ELA

Read a story and write about the problem and solution in the story.	Make a list of words with ar. Choose 2 words and write sentences.	Write down all of the items around your house that begin with g.	Set a timer for 20 minutes. Choose 3 books. Read in a comfy spot.
Read a story to a family member. Retell what happens in the story.	Make a web of words that rhyme with mug.	Read an informational text or website. Write 3 facts you learned.	Read a story. Write about your favorite part. Illustrate.

Math

How many ways can you make the number 12? Show your work on paper.	You have 31 cents in your bank. How many ways can you make 31 cents? Show your work.	You have 8 shirts. Some are blue. Some are green. How many of each could you have?	Write down random numbers between 1-50 on paper. Have your child put the numbers in order.
Skip count by 2s to 50. Do knee raises while counting.	Write your own subtraction word problem. Solve it! Be sure to show your work.	Survey: Take a survey of your family's favorite movie. What can you learn from the information?	You have 18 pencils. 6 of them break. How many do you have now? Explain.

Writing

Write about a funny memory at school. Use many details.	Write a letter to your teacher about your time at home.	Write everything you know about flowers.	Imagine you are a butterfly. What adventure would you go on?
What would you do to make a new student feel welcomed?	Write about a problem you faced and how you solved it.	How can you be a kind friend? Write about it.	Write about a place you love to visit. Use many details.



Week One

Learn at HOME Mat

ELA

Read a story. Describe the characters and setting in the story on a piece of paper.	Make a list of words that begin with fl. Choose 2 words and write sentences.	Go around the house with a piece of paper. Make a list of what you see.	Ask your family to share 2 facts and 2 opinions. Record their answers on paper.
Read a story to a teddy bear. Retell what happens in the story.	Make a web of words that rhyme with mat.	Write a list of questions you want to ask your family. Ask them. Write their answers.	Read a story. Write down the reason you think the author wrote the story.

Math

How many ways can you make the number 20? Show your work on paper.	You have 19 cents in your bank. How many ways can you make 19 cents? Show your work.	You have 10 cookies. Some have icing and some don't. How many of each could you have?	Write down random numbers between 1-50 on paper. Have your child put the numbers in order.
Skip count by 5s to 100. Do jumping jacks while counting.	Write your own addition word problem. Solve it! Be sure to show your work.	Survey: Take a survey of your family's favorite food. What can you learn from the information?	You have 22 balloons. 12 of them pop. How many do you have now? Explain.

Writing

What is your favorite book? Give your opinion on why you like it.	What holidays do you like most? Why? Explain.	Write everything you know about birds.	I woke up on another planet. And then...
I feel excited... I feel scared... I feel mad...	Write what it would be like to discover a pot of gold.	How can you be a kind friend? Write about it.	Write a loved one a letter. Be sure to ask questions in your letter!



Week Three

Learn at HOME Mat

ELA


Read a story. Write about what you would change in the story.	Make a list of words with an. Choose 2 words and write sentences.	Write down all of the items around your house that begin with m.	Set a timer for 20 minutes. Choose 3 books. Read in a comfy spot.
Read a story to a toy or a pet. Retell what happens in the story.	Make a web of words that rhyme with pot.	Read a text about your favorite holiday. Share 3 facts you learned with your family.	Read a story. Would you recommend this book to a friend? Write why or why not.

Math

How many ways can you make the number 17? Show your work on paper.	You have 28 cents in your bank. How many ways can you make 28 cents? Show your work.	You have 11 cupcakes. Some are vanilla. Some are chocolate. How many of each could you have?	Write down random numbers between 1-50 on paper. Have your child put the numbers in order.
Skip count by 10s to 100. Do sit ups while counting.	Write your own word problem about adding three numbers. Solve it! Be sure to show your work.	Survey: Take a survey of your family's favorite color. What can you learn from the information?	You have 14 flowers. You give 5 flowers to Mom. How many do you have now? Explain.

Writing

Choose your favorite toy. Write a list of words that describe how your toy looks.	Imagine you are a scientist. What experiments would you do?	Write everything you know about space.	How should you take care of a pet? Write about it.
Write a letter to your parents about your favorite time at school.	Write about what you want to be when you grow up. Explain why.	What do you do to stay healthy? Write about it.	Write about your favorite TV show or book character. Use many details.



Art Homework

Day 1: Color or paint a paper plate yellow. Draw an emoji that describes how you feel about school being closed & explain it on the back of the plate.


Day 2: Forky (from Toy Story 4) needs a new friend. Make him one out of a plastic fork or spoon. Give his friend a name.

Day 3: Whenever you're outside take a minute to draw the shadow of an object on a piece of paper or draw it with chalk on the sidewalk.

Day 4: Draw a portrait of someone in your family. Be sure to add lots of detail.

Day 5: Create a new animal. Draw a picture of a new animal. Maybe it has a head of a chicken but it swims like a fish. Give your animal a name.

You may take a picture of the art work and email it to me suarebr@richmond.k12.ga.us or save it and bring it to school when we return!



MUSIC ALL AROUND YOU!

Here are some activities for you to try at home! Send me an email if you need help or would like to share your work with me! Try a different activity every few days!



davisnd@richmond.k12.ga.us

EMOTIONS OF MUSIC

Travel through time and create a drawing around some of your favorite piece of music. Here are some new ones to check out!

- YouTube (search for the following):
- Scott Joplin's, 1902
"The Entertainer"
 - Camille Saint-Saens, 1886
"Fossils" or "Elephant"
 - William Grant Still, 1930
"Symphony No. 1 in A-Flat Major"
 - JS Bach's, 1708
"Toccata and Fugue in D minor"
 - Hector Villa-Lobos, 1916
"Symphony No. 1"
 - Wynton Marsalis and LCTO, 1998
"Big Train"
 - Antonio Vivaldi, 1720
Four Seasons (4 to choose from)

SCAVENGER HUNT

Looking around your home!

- Can you find something to be a pair of drumsticks?
- Can you play the following pattern?



- Can you find an object that will make a HIGH sound? A LOW sound?
- Can you find something like a drum?
- Teach someone "Button You Must Wander"
- Teach someone "Miss Mary Mack"
- Find an object that has a steady beat!

I LOVE ROCKY ROAD!

Parody: To make a parody, simply replace original lyrics of a song with lyrics of your own! It's creative!

- Choose a popular song that you already know and love!
- On a separate sheet of paper, write out a few lines of your favorite original song on one side, and your own words on the other column. Go ahead and rewrite the whole song if you would like!
- The best sounding parodies will keep similar rhythms, style or flow of the original song!
- If you know Ms. Davis by now, you'll know that I love Weird Al Yankovic! Check out "I Love Rocky Road!"

READY, SET, GO!

Google search: "online metronome"


- Set the metronome for whatever tempo (steady beat) you want! It goes all the way to 218 BPM
 - BPM means "Beats Per Minute"
- Try It!

- Have someone help you watch a clock tick for a full minute. During that minute, stay with the steady beat and count to the number you have set the metronome on.
- If you're great at counting, or speaking quickly, you'll count every single beat for a whole minute! Good luck!

CREATE

Google search: "drumbit"

- Click on:
drumbit online drum machine
- All the boxes are empty – click on the boxes to turn them blue!
- Change the tempo to change speed
- Change "Kit 1" to another of 20 different styles of drums
- Set Rock I to a different "DEMO" setting – add some of your own ideas to the examples made for you.
- Change "No Effect" to have the drumset sound different depending on the type of recording space



Project Description: As part of our science unit, students will select an animal to research. They will complete the Animal Research Report and then use the information to create a poster. The specific project requirements are listed below:

*At home, students will create a **POSTER** containing the following information about the animal:

- Habitat Description - The habitat must be clearly described in a well-written paragraph.
- Animal Facts - Where they live, what they eat etc
- Three interesting Facts - Something most people do not know about the animal
- Picture of the Animal- This can be either drawn or printed.

This project is a great way for students to learn about animal life in a fun and interesting way. We do have speaking and listening standards, so practicing what they'll say to our class when they show their project is a good idea! You and I are there for assistance, not to give them all the words or to do it for them. ☺ Please be sure it is the student's work!! Please let me know if you have any questions.

Projects will be scored as follows:

Accurate Habitat Description/Picture	____/4
Accurate Animal Facts	____/4
3 Interesting Facts	____/4
Picture of the Animal	____/4
Poster is student created, all paragraphs are handwritten neatly and contain no grammatical errors. The poster is neat.	____/4

Student Score: ____/4


Animal Research Report

by: _____

Animal Name: _____

This animal is a: Amphibian Bird Fish Insect Mammal Reptile

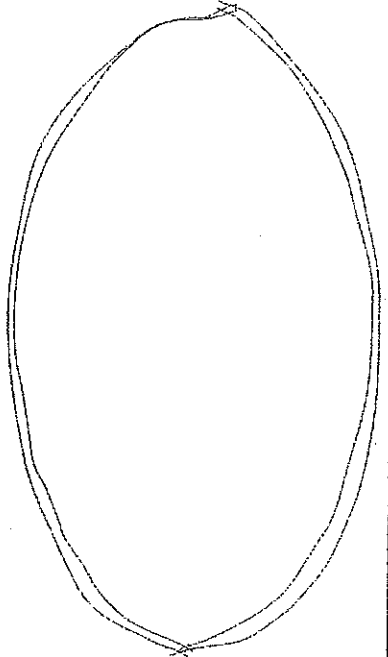
Here is a picture of my animal.



Animal Facts

Height/Size: _____
Weight: _____
Color: _____
It has fur/feathers/skin: _____
What it eats: _____
Where it lives: _____
Predators: _____
Lifespan: _____

My animal's habitat is...



Three Interesting Facts About My Animal:

1.	2.	3.
----	----	----