

# **2-D Art and Design Portfolio**

Sasha Hammarlund

36370213

2023



# Work 1

Sustained Investigation

Height: 17

Width: 11

Materials: Pen and ink

Process(es):

I studied many professional comic pages to understand some effects used to show time and action.



## Work 2

### Sustained Investigation


Height: 17

Width: 11

Materials: Pen and alcohol marker

#### Process(es):

Due to the lack of facial expression in the characters, I pushed the body language to convey emotion



## Work 3

### Sustained Investigation

Height: 17

Width: 11

#### Materials:

Alcohol marker, colored micron pens, colored pencil

#### Process(es):

I used colored pencil in combination with marker to make it look cartoonish and young.



# Work 4

## Sustained Investigation

Height: 17

Width: 11

### Materials:

Alcohol marker, colored micron pens, colored pencil

### Process(es):

The character design and environment design also contributes to a feeling of childlike wonder.



## Work 5

Sustained Investigation


Height: 11

Width: 17

Materials: Pen and ink

Process(es):

I aimed for simplicity when working on this piece to show a childlike experience.



## Work 6

Sustained Investigation

Height: 11

Width: 17

Materials: Pen and ink

Process(es):

I first blocked in the black and white sections then made layers of hatching to blend the shadows.



# Work 7

Sustained Investigation

Height: 17

Width: 11

Materials: Pen and alcohol marker

Process(es):

The brighter colors make it look more eye-catching and display a nighttime environment.





## Work 8

Sustained Investigation


Height: 12

Width: 9

Materials: Watercolor

Process(es):

I used watercolor to create a soft, peaceful environment and set the tone of the piece.



## Work 9

Sustained Investigation


Height: 17

Width: 11

Materials: Graphite on paper

Process(es):

I applied the graphite in a rough, messy manner to show the breakdown of an advanced system.



# Work 10

Sustained Investigation


Height: 17

Width: 11

Materials: Pen and ink

Process(es):

For this piece, along with the related pieces, I worked on the character designs to show personality



# Work 11

Sustained Investigation

Height: 17

Width: 11

Materials: Pen and ink

Process(es):

I exaggerated the facial expressions and angle of perspective to put emphasis on the action.



## Work 12

Sustained Investigation

Height: 6

Width: 17

Materials: Pen and ink

Process(es):

I did many rough sketches before starting this piece so that I had experience doing small details.



# Work 13

Sustained Investigation

Height: NA

Width: NA

Materials:

Pen and ink sketches done in my sketchbook

Process(es):

This collage of preliminary sketches shows my process of working through ideas before a piece.

# Work 14

Sustained Investigation


Height: 8

Width: 8

Materials: Pencil in sketchbook

Process(es):

I planned out each page of my comic in my sketchbook by drawing thumbnails and writing notes.



# Work 15

Sustained Investigation


Height: 8

Width: 8

Materials: Pen and ink in sketchbook

Process(es):

I planned the layout and orientation of the panels as well as the placement of the word balloons.





# Written Evidence

## Sustained Investigation

Identify the question(s) or inquiry that guided your sustained investigation.

**Response:**

How does sequential art prove to be an effective form of storytelling through the use of unique aspects such as panels and word balloons? In what ways do comics differ from other forms of storytelling? Comics are able to portray action in a way that is unique from other art forms, as comics use a sequence of drawings to depict a narrative rather than one image. Exaggerating the actions and emotions in my stories helps tell the story more efficiently as it shows the reader what is important. I broadened my knowledge of the comic medium by experimenting with the different stories I want to tell.

Describe how your sustained investigation shows evidence of practice, experimentation, and revision guided by your question(s) or inquiry.

**Response:**

My pieces explore many different story concepts and use various mediums such as marker, graphite, watercolor, and digital media. The variety has allowed me to understand how the medium affects the way a story is read. For example, the use of markers makes a page seem bright and lively, graphite can look rough and primitive, or watercolor creates a softer, more delicate scene. The choice of medium is made early in investigating the process, which includes brainstorming ideas, sketching concepts, and creating layouts for a page, which helps me visualize how panels will guide the reader's eye.



# Work 1

Selected Works

Height: 5.5

Width: 17

Idea(s):

The cartoonishly stylized characters within a realistic background make for a relatable story.

Materials: Pen and Ink

Process(es):

I used a fine liner pen to make delicate lines to show form and depth in the piece.



## Work 2

Selected Works

Height: 17

Width: 11

Idea(s):

I used the succession of panels to create anticipation and drama within a comedic story.

Materials:

Strathmore Blue Line Comic Paper,  
Black Ink, Micron Fineliners, Copic  
Alcohol Markers

Process(es):

Inking and coloring done with various  
browns and greens to contribute to a  
medieval fantasy setting.



## Work 3

Selected Works

Height: 11

Width: 17

Idea(s):


I did this piece in only black and white to encompass the feeling of an old newspaper comic strip.

Materials:

Smooth Vellum Bristol paper, black alcohol ink applied with a dip pen

Process(es):

I chose a horizontal orientation to exaggerate the height of the first two panels.



# Work 4

Selected Works

Height: 11

Width: 17

Idea(s):

I used hatching to make the characters blend in to the dark setting.

Materials:

Smooth bristol paper and black alcohol ink to create a darker environment

Process(es):

Hatching and cross-hatching to show the dispersion of light from the lamp and around the characters.



## Work 5

Selected Works

Height: 17

Width: 11

Idea(s):

The expressions and movements of the characters show the audience feelings without words.

Materials: Pen and Ink

Process(es):

I experimented with a dip pen for this piece to create a sense of depth within the thicker lines.