

Westside High School - Weekly Plan to Align Lessons (Week At a Glance) – SY 24-25

Teacher: Deloach, Dunn, Griffin
Subject: ELA

Course: ELA






Grade: 10

Date(s): January 13-17

Standard:

- ELAGSE9-10RL3: Analyze how complex characters (e.g., those with multiple or conflicting motivations) develop over the course of a text, interact with other characters, and advance the plot or develop the theme.
- ELAGSE9-10RL4: Determine the meaning of words and phrases as they are used in the text, including figurative and connotative meanings; analyze the cumulative impact of specific word choices on meaning and tone (e.g., how the language evokes a sense of time and place; how it sets a formal or informal tone.)
- ELAGSE9-10RL5: Analyze how an author's choices concerning how to structure a text, order events within it (e.g., parallel plots), and manipulate time (e.g., pacing, flashbacks) create such effects as mystery, tension, or surprise.

Assessment: ☐ Quiz ☐ Unit Test ☐ Project ☐ Lab ☐ Essay Response ☒ None

		Pre-Teaching	Activation of Learning (5 min)	Focused Instruction (10 min) *I DO	Guided Instruction (10 min) *WE DO	Collaborative Learning (10 min) *Y'ALL DO	Independent Learning (10 min) *YOU DO	Closing (5 min)
		 Learning Target  Success Criteria 1  Success Criteria 2	Do Now Quick Write* Think/Pair/Share Polls Notice/Wonder Number Talks Engaging Video Open-Ended Question	Think Aloud Visuals Demonstration Analogies* Worked Examples Nearpod Activity Mnemonic Devices*	Socratic Seminar * Call/Response Probing Questions Graphic Organizer Nearpod Activity Digital Whiteboard	Jigsaw* Discussions* Expert Groups Labs Stations Think/Pair/Share Create Visuals Gallery Walk	Written Response* Digital Portfolio Presentation Canvas Assignment Choice Board Independent Project Portfolio	Group Discussion Exit Ticket 3-2-1 Parking Lot Journaling* Nearpod
Monday		I am learning to read and analyze Shakespearean drama.	Quick Write: What is the purpose of the first short scene? Explain your answer.	Summary of <i>Macbeth</i> 1.3-1.5 (pg. 297-305) [Canvas/Textbook]	Read Aloud: <i>Macbeth</i> 1.3-1.5 (pg. 297-303) (Canvas/Textbook)	Close Reading of 1.5.12-51 (pg. 303-304)	n/a	Read 1.5.58-67. Is the statement below true or false?
		I can use my knowledge of figurative language and rhetoric to understand the plot and themes in <i>Macbeth</i> . I can conduct a close-reading of an excerpt from <i>Macbeth</i> .		Close Reading of 1.3.48-78 (pg. 298-299) [Worked Example]	Close Reading of 1.3.128-142 (pg. 300-301) [In-Class]		<i>Lady Macbeth is telling Macbeth that King Duncan will not live to see tomorrow. She says that Macbeth's face reveals his thoughts and that he needs to hide his true intentions. She advises him to appear powerful and threatening like a snake. She tells him to devise a plan for killing Duncan, which will give them power and control over their future.</i>	

Westside High School - Weekly Plan to Align Lessons (Week At a Glance) – SY 24-25




Teacher: Deloach, Dunn,
Griffin

Subject: ELA

Course: ELA

Grade: 10

Date(s): January 13-17

Tuesday	<p>I am learning to read and analyze Shakespearean drama.</p> <p> I can track the development/evolution of characters.</p> <p>I can use figurative language to understand the development of theme.</p>	<p>Quick Check: Read each statement, and mark as "True" or "False."</p> <ol style="list-style-type: none"> Duncan is the King of Scotland Three Witches tell Macbeth he will become Thane of Cawdor. The Witches tell Banquo he will be King of Scotland. Macbeth becomes the Thane of Cawdor after killing Duncan's enemy in battle. Macbeth thinks it is just a coincidence that the Witches' first prediction came true. Macbeth plans to take action immediately to make sure he becomes king. 	Summary of <i>Macbeth</i> 1.3-1.5	<p>Read Aloud: <i>Macbeth</i> 1.3-1.5 (pg. 297-303) (Canvas/Textbook)</p> <p>Close Reading of 1.3.128-142 (pg. 300-301) [In-Class]</p>	Close Reading of 1.5.12-51 (pg. 303-304)	n/a	Quick Write: What does Lady Macbeth's response to the Witches' prophecy reveal about her character? Explain your answers using evidence from the text.
	<p> I can analyze how the characterization of Lady Macbeth contributes to the development of the theme in <i>Macbeth</i>.</p>						
Wednesday	<p>I am learning to read and analyze Shakespearean drama.</p> <p> I can track the development/evolution of characters.</p> <p>I can use figurative language to understand the development of theme.</p>	<p>Do Now: In scene 5, what action by Lady Macbeth advances the plot?</p> <ol style="list-style-type: none"> She thanks King Duncan and repays him with her prayers. She decides to talk Macbeth into killing King Duncan. She manipulates Duncan into naming Macbeth heir to the throne. 	n/a	n/a	Close Reading of 1.5.12-51 (pg. 303-304)	n/a	Exit Ticket: Locate one question you're having difficulty answering. Write the question number down on a sheet of paper.

Westside High School - Weekly Plan to Align Lessons (Week At a Glance) – SY 24-25

Teacher: Deloach, Dunn,
Griffin

Subject: ELA

Course: ELA

Grade: 10

Date(s): January 13-17

	<p>I can analyze how the characterization of Lady Macbeth contributes to the development of the theme in Macbeth.</p> <p>✓</p>	<p>d) She begs Macbeth for another son who can replace King Duncan. Which excerpt best supports the answer?</p> <p>a) "... Yet do I fear thy nature;/ It is too full o'th' milk of human kindness" (1.5.13-14)</p> <p>b) "... Hie thee hither,/ That I may pour my spirits in thine ear" (1.5.22-23)</p> <p>c) "Thy letters have transported me beyond/ This ignorant present,..." (1.5.53-54)</p> <p>d) "... and you shall put/This night's great business into my dispatch,..." (1.5.64-65)</p>					
Thursday	<p>I am learning to read and analyze Shakespearean drama.</p> <p>✗</p> <p>I can track the development/evolution of characters.</p> <p>I can use figurative language to understand the development of theme.</p> <p>✓</p> <p>I can analyze how the characterization of Lady Macbeth contributes to the development of the theme in Macbeth.</p>		Read Act 1.6-1.7 (pg. 305-308)	n/a	Close Reading of 1.7.1-26 (pg. 306)	n/a	Exit Ticket: Locate 1 quote from Lady Macbeth that sharply contrasts a quote from Macbeth in either scene 7. Write down these 2 quotes, and submit them on Canvas.

Westside High School - Weekly Plan to Align Lessons (Week At a Glance) – SY 24-25



Teacher: Deloach, Dunn,
Griffin

Subject: ELA

Course: ELA

Grade: 10

Date(s): January 13-17

Friday	<p>I am completing missing assignments.</p> <p> I am reviewing <i>Macbeth</i> to understand how figurative language and characterization reveal the meaning and plot in Shakespearean drama.</p> <p>I can submit missing/late work.</p> <p> I can analyze figurative language and character in Shakespearean drama.</p>	<p>Quick Write: How does Lady Macbeth use shame to pressure her husband into carrying out her plan? What effect does this have on Macbeth?</p>	n/a	n/a	n/a	<p>Intervention: If you are not in a small group to review your understanding of Macbeth, work on missing work or complete the assignment.</p>	<p>Reflection: Answer the following using the following scale:</p> <ul style="list-style-type: none"> • Strongly agree • Agree • Somewhat • Disagree • Strongly disagree <p>1) I can identify figurative language in Macbeth.</p> <p>2) I can determine how figurative language applies to the theme, characterization, and plot.</p> <p>3) I can analyze Macbeth as a character to support the main theme in the play.</p>
--------	---	--	-----	-----	-----	--	--