

Westside High School - Weekly Plan to Align Lessons (Week At a Glance) – SY 25-26

Teacher: Griffin

Subject: ELA

Course: Literature and
Composition II






Grade: 10

Date(s): September 1-5

Standard:

- 10.T.T.4.a: Read, discuss, evaluate, and critique a variety of texts, considering poetic techniques used to present and design content and their associated implications on meaning and/or theme. (priority)
- 10.T.T.4.b: Apply knowledge of various poetic techniques and conventions to create poetic text for an intended audience. (priority)
- 10.T.T.1.a: Evaluate how narrative techniques (including archetypes, multiple perspectives, story structure, and symbolism) interact, using textual evidence. (priority)
- 10.T.C.1.b: Evaluate the impact of context and language on a text's reception by the audience.
- 10.T.C.1.c: Construct and evaluate multimodal texts and/or presentations that serve more than one purpose and target a specific audience using multiple, clearly identifiable features of incorporated modes. (priority)
- 10.T.SS.1.a: Analyze and evaluate the effectiveness of a text's organizational structure to meet the needs and expectations of the target audience or serve a specific purpose. (priority)
- 10.T.SS.1.b: Craft and organize texts using an appropriate structure and format for mode, genre, purpose, and audience. (priority)
- 10.T.SS.2.a: Analyze how the used of figurative, connotative, and/or rhetorical language contributes to the development of meaning, tone, or mood in a wide variety of texts. (priority)
- 10.T.SS.2.b: Use literary devices, figurative language, rhetorical language, and/or rhetorical appeals to create a variety of effects, as appropriate to intended purpose and target audience. (priority)
- 10.T.T.1.b: Evaluate and critique how plot structures, conflict, narrative devices, word choice, and other craft techniques impact an author's purpose.
- 10.T.T.1.c: Analyze and evaluate how a text's theme has social relevance and is developed across a text, comparing passages within and across texts, providing both reasoning and supportive textual evidence.

Assessment: ☐ Quiz ☐ Unit Test ☐ Project ☐ Lab ☒ Essay Response ☐ None

	Pre-Teaching	Activation of Learning (5 min)	Focused Instruction (10 min) <i>*I DO</i>	Guided Instruction (10 min) <i>*WE DO</i>	Collaborative Learning (10 min) <i>*Y'ALL DO</i>	Independent Learning (10 min) <i>*YOU DO</i>	Closing (5 min)
	 Learning Target  Success Criteria 1  Success Criteria 2	Do Now Quick Write* Think/Pair/Share Polls Notice/Wonder Number Talks Engaging Video Open-Ended Question	Think Aloud Visuals Demonstration Analogies* Worked Examples Nearpod Activity Mnemonic Devices*	Socratic Seminar * Call/Response Probing Questions Graphic Organizer Nearpod Activity Digital Whiteboard	Jigsaw* Discussions* Expert Groups Labs Stations Think/Pair/Share Create Visuals Gallery Walk	Written Response* Digital Portfolio Presentation Canvas Assignment Choice Board Independent Project Portfolio	Group Discussion Exit Ticket 3-2-1 Parking Lot Journaling* Nearpod
Mond	 						
	LABOR DAY- NO SCHOOL						

Westside High School - Weekly Plan to Align Lessons (Week At a Glance) – SY 25-26



Teacher: Griffin

Subject: ELA

Course: Literature and
Composition II

Grade: 10

Date(s): September 1-5

	Pre-Teaching	Activation of Learning (5 min)	Focused Instruction (10 min) <i>*I DO</i>	Guided Instruction (10 min) <i>*WE DO</i>	Collaborative Learning (10 min) <i>*Y'ALL DO</i>	Independent Learning (10 min) <i>*YOU DO</i>	Closing (5 min)
Tuesday	<p>I am taking the NWEA MAP test.</p> <p> I am learning to compare uses of poetic technique across different texts.</p> <p>I am learning how poetic techniques shape meaning and tone.</p> <p>I can determine my areas of strength and weakness.</p> <p>I can identify figurative devices.</p> <p> I can explain how figurative devices and other poetic techniques shape the meaning and tone of a text.</p> <p>I can effectively compare the uses and effectiveness of poetic techniques in texts with similar purposes and themes.</p>	<p>Do Now: Clear your desk, put your phone and all personal, electronic devices (except your laptop) in your bag. Open to the NWEA MAP test.</p>	<p>Instruction: NWEA MAP testing and Canvas Assignments</p>	n/a	n/a	<p>MAP Testing: Complete your MAP test.</p> <p>Canvas Assignment: When you are finished with your MAP test, complete the intervention assignments if you need to retake an assessment. If you do not need to retake the assessment, complete the alternative assignment posted in Canvas.</p>	n/a

Westside High School - Weekly Plan to Align Lessons (Week At a Glance) – SY 25-26



Teacher: Griffin

Subject: ELA

Course: Literature and
Composition II

Grade: 10

Date(s): September 1-5

	Pre-Teaching	Activation of Learning (5 min)	Focused Instruction (10 min) <i>*I DO</i>	Guided Instruction (10 min) <i>*WE DO</i>	Collaborative Learning (10 min) <i>*Y'ALL DO</i>	Independent Learning (10 min) <i>*YOU DO</i>	Closing (5 min)
Wednesday	<p>I am practicing my understanding of poetic techniques.</p> <p> I am assessing my understanding of poetic techniques.</p> <p>I can successfully pass a re-take of a failed assessment with 70% accuracy.</p> <p></p>	*See Canvas Module	Instruction: Assessment Protocol and Canvas Assignments	N/a	n/a	<p>Assessment: If you need to re-take (or take an assessment for the first time), clear your desk and sit in the designated space for your assessment.</p> <p>Intervention: If you are not re-taking an assessment, work on the intervention assignments posted on Canvas.</p>	*See Canvas Module

Westside High School - Weekly Plan to Align Lessons (Week At a Glance) – SY 25-26



Teacher: Griffin

Subject: ELA

Course: Literature and
Composition II

Grade: 10

Date(s): September 1-5

	Pre-Teaching	Activation of Learning (5 min)	Focused Instruction (10 min) <i>*I DO</i>	Guided Instruction (10 min) <i>*WE DO</i>	Collaborative Learning (10 min) <i>*Y'ALL DO</i>	Independent Learning (10 min) <i>*YOU DO</i>	Closing (5 min)
Thursday	<p>I am taking the NWEA MAP test.</p> <p> I am learning to compare uses of poetic technique across different texts.</p> <p>I am learning how poetic techniques shape meaning and tone.</p> <p>I can determine my areas of strength and weakness.</p> <p>I can identify figurative devices.</p> <p> I can explain how figurative devices and other poetic techniques shape the meaning and tone of a text.</p> <p>I can effectively compare the uses and effectiveness of poetic techniques in texts with similar purposes and themes.</p>	<p>Do Now: Clear your desk, put your phone and all personal, electronic devices (except your laptop) in your bag. Open to the NWEA MAP test.</p>	<p>Instruction: NWEA MAP testing and Canvas Assignments</p>	n/a	n/a	<p>MAP Testing: Complete your MAP test.</p> <p>Canvas Assignment: When you are finished with your MAP test, complete the intervention assignments if you need to retake an assessment. If you do not need to retake the assessment, complete the alternative assignment posted in Canvas.</p>	n/a

Westside High School - Weekly Plan to Align Lessons (Week At a Glance) – SY 25-26



Teacher: Griffin

Subject: ELA

Course: Literature and
Composition II

Grade: 10

Date(s): September 1-5

	Pre-Teaching	Activation of Learning (5 min)	Focused Instruction (10 min) *I DO	Guided Instruction (10 min) *WE DO	Collaborative Learning (10 min) *Y'ALL DO	Independent Learning (10 min) *YOU DO	Closing (5 min)
Friday	<p>I am taking the NWEA MAP test.</p> <p> I am learning to compare uses of poetic technique across different texts.</p> <p>I am learning how poetic techniques shape meaning and tone.</p> <p>I can determine my areas of strength and weakness.</p> <p>I can identify figurative devices.</p> <p> I can explain how figurative devices and other poetic techniques shape the meaning and tone of a text.</p> <p>I can effectively compare the uses and effectiveness of poetic techniques in texts with similar purposes and themes.</p>	<p>Do Now: Clear your desk, put your phone and all personal, electronic devices (except your laptop) in your bag. Open to the NWEA MAP test.</p> <p>*See Canvas Module if not testing</p>	<p>Instruction: NWEA MAP testing and Canvas Assignments</p>	n/a	n/a	<p>MAP Testing: Complete your MAP test.</p> <p>Assessment: If you need to re-take (or take an assessment for the first time), clear your desk and sit in the designated space for your assessment.</p> <p>Canvas Assignment: When you are finished with your MAP test, complete the intervention assignments if you need to retake an assessment. If you do not need to retake the assessment, complete the alternative assignment posted in Canvas.</p>	*See Canvas Module

Westside High School - Weekly Plan to Align Lessons (Week At a Glance) – SY 25-26

Teacher: Griffin

Subject: ELA

Course: Literature and
Composition II

Grade: 10

Date(s): September 1-5