

Learn at Home Packet



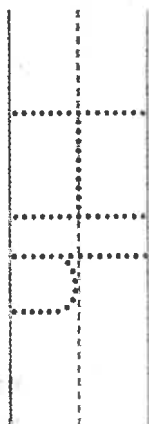
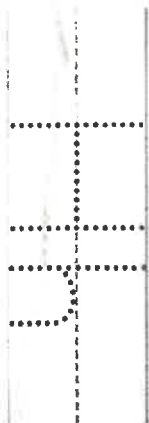
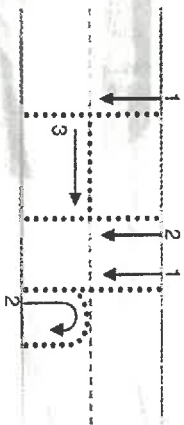
BULLDOGS

RICHMOND HILL ELEMENTARY SCHOOL



Kindergarten

Consonant Hh



Directions Tell students that the letter *h* makes the sound /h/. Explain that they will see the letter *h* in many words


that have the /h/ sound. Model how to form the letters *H* and *h*. Ask students to name the letters at the top of the page and say the sound *h* makes. Then have them trace the letters. Say: Now look at each picture and say its

Consonant Hh



Read, write, and match

hat



ham



hop






Name _____

Test Matter



Sink or Float?

Color in the objects that are floating in the bowl of water.



 Talk about your thinking with a partner.

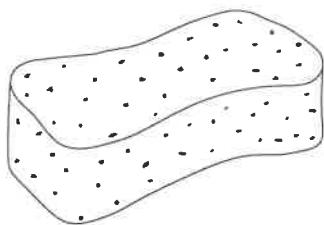
Name _____



Inquiry Activity

Will It Float?

Circle the objects that will float in water.



Sponge



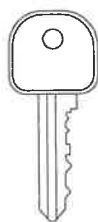
Soccer Ball



Child



Rock



Key




Wood


What can your
senses tell you
about objects?



Try-Discuss-Connect

1 2  4 5 6 7 8 9 10

11 12 13 14 15 16 17  19 20



Make sense of the problem: *Which numbers are missing?* Have children fill in the missing numbers.



How could you find the missing numbers?

Write to the Top Activity

10	11	12	13	14	15	16	17	18	19	20
----	----	----	----	----	----	----	----	----	----	----

1
1
1
1

1
1
1
1

1
1
1
1

2
2
2
2

2
2
2
2

3
3
3
3



3
3
3
3

4
4
4
4

4
4
4
4

5
5
5
5

5
5
5
5



Have children choose two dot cards and count the total number of dots on both cards. Ask them to find the matching number of dots on this page. Have children trace or write the number above the dots.



Which numbers are easier to write? Which are harder?

