

Learn and Blend

Directions: Listen and join in.

kw...kw...kw...

Quack quietly like
a little duck.



Qu

Blend It

Directions: Chorally say the sounds and read the words.

INTRODUCE

1. qu	j	v	x
2. quit	quick	kick	kit

REVIEW

3. jog	luck	us	van
4. boxes	win	big	neck

CHALLENGE

5. led	sled	nap	snap
--------	------	-----	------

IN CONTEXT

6. Jill is quick! She can run fast.

7. Why did you quit?

Daily Practice

Directions: Do one activity each day. Then check the box.

- ☐ **Build Fluency** Read the words each day by yourself and to a partner.
- ☐ **Mark It** Circle all the words with **qu**.
- ☐ **Spell It** Have a partner say each word. Write the word. Check your answer.
- ☐ **Write About It** Use the words to create a story. Draw a box around words from the list that you used.

Read-Spell-Write

Directions: Write each word two times. Say each letter as you write it.

1. there

2. out

Use in Context

Directions: Complete each sentence with a word from above.
Read the finished sentences to a partner.

1. _____ is my bag.

2. Get _____ of bed!



Do not quit.
Do not go back.
Go out!

Name _____

Quick, Quick, Quick!

Fold

Run, Hen! Run!
There you go.
Quick, quick, quick!

2

Run, Cat! Run!
There you go.
Quick, quick, quick!



Fold

Fold

Run, Duck! Run!
There you go.
Quack, quack, quack!



3

Trace and Write

Directions: Trace and write the letters Q and q. These letters together with u stand for /kw/. Say the sound each time you write the letter.

Q

Q

q

q


Directions: Say the name of the picture. Write qu on the line if the picture name begins with the /kw/ sound.



1. _____




2. _____



3. _____



4. _____



5. _____



6. _____

Think and Write

Directions: Listen to each picture name. Write the first letter or letters of the picture name on the line.

1.



2.



Directions: Listen to each picture name. Write the letter for each sound in a separate box.

3.



--	--	--

4.



--	--	--

Listen and Spell


Directions: Write each word and sentence that you hear.

1.

2.

Trace, Write, and Build


Directions: Trace and write each word.
Then build each word with letter cards.



TRACE	WRITE
there	
out	
quit	
quick	
its	

Sort It Out

Directions: Look at the pictures on page 395. Say each picture name. Then sort the pictures by beginning sound.



Qu

Ww

What words do you know with these sounds?

Read and Write

Directions: Say the picture name. Circle the first letter or letters of the picture name. Write the letter or letters on the line.

b
qu
w



1. _____

l
qu
t



2. _____

qu
v
w



3. _____

qu
v
w



4. _____

j
qu
t



5. _____

g
k
qu



6. _____

Build Fluency

Directions: Complete each sentence with a word from the box.

that out

1. _____ is my hat.

2. Let the dog _____.

Directions: Write a sentence using each word.

quick

3.

jug

4.

Write About It

Directions: Read "Quick, Quick, Quick!" again. Draw a picture about Hen, Cat, and Duck. Write about your picture.



Fluency Check

Directions: Listen to the child read the list below. Mark one check in the green box if the word is read correctly (accuracy). Mark another check in the blue box if it is read automatically (fluency).

CUMULATIVE ASSESSMENT

Lesson	Word		Lesson	Word	
24	quit	<input type="checkbox"/> <input type="checkbox"/>	21	van	<input type="checkbox"/> <input type="checkbox"/>
	quick	<input type="checkbox"/> <input type="checkbox"/>		vet	<input type="checkbox"/> <input type="checkbox"/>
	kicks	<input type="checkbox"/> <input type="checkbox"/>		top	<input type="checkbox"/> <input type="checkbox"/>
	kit	<input type="checkbox"/> <input type="checkbox"/>		stop	<input type="checkbox"/> <input type="checkbox"/>
23	jugs	<input type="checkbox"/> <input type="checkbox"/>	20	ax	<input type="checkbox"/> <input type="checkbox"/>
	jog	<input type="checkbox"/> <input type="checkbox"/>		fox	<input type="checkbox"/> <input type="checkbox"/>
	jet	<input type="checkbox"/> <input type="checkbox"/>		boxes	<input type="checkbox"/> <input type="checkbox"/>
	jam	<input type="checkbox"/> <input type="checkbox"/>		six	<input type="checkbox"/> <input type="checkbox"/>
22	fun	<input type="checkbox"/> <input type="checkbox"/>	19	win	<input type="checkbox"/> <input type="checkbox"/>
	rub	<input type="checkbox"/> <input type="checkbox"/>		will	<input type="checkbox"/> <input type="checkbox"/>
	duck	<input type="checkbox"/> <input type="checkbox"/>		wigs	<input type="checkbox"/> <input type="checkbox"/>
	bus	<input type="checkbox"/> <input type="checkbox"/>		wag	<input type="checkbox"/> <input type="checkbox"/>
Number Correct (accuracy): ____ /24					
Number Automatic (fluency): ____ /24					