

## Learn and Blend

**Directions:** Listen and join in.

Z...z...z...

Zip that zipper  
up and down.



Zz



## Blend It

**Directions:** Chorally say the sounds and read the words.

### INTRODUCE

1. z	y	qu	j
2. zip	rip	zap	tap
3. buzz	fizz	mess	puff

### REVIEW

4. yes	quit	jam	fun
--------	------	-----	-----

### CHALLENGE

5. lip	slip	sell	smell
--------	------	------	-------

### IN CONTEXT

- What can buzz?
- Zip it up.

## Daily Practice

**Directions:** Do one activity each day. Then check the box.

- ☐ **Build Fluency** Read the words each day by yourself and to a partner.
- ☐ **Mark It** Circle all the words with z.
- ☐ **Spell It** Have a partner say each word. Write the word. Check your answer.
- ☐ **Write About It** Use the words to create a story. Draw a box around words from the list that you used.



## Read-Spell-Write

**Directions:** Write each word two times. Say each letter as you write it.

1. for

2. finds

## Use in Context

**Directions:** Complete each sentence with a word from above.  
Read the finished sentences to a partner.

1. I will look \_\_\_\_\_ it.

2. Ned \_\_\_\_\_ a red rock.



Name \_\_\_\_\_



Fold

Fold

The bee looks for a friend.  
Zig, zag. Zip!

Zig, Zag,  
Buzz!



The bee looks for a flower.  
Zig, zag. Zip!



2

The bee finds a flower.  
Zip, zap, buzz!



Fold

The bee likes the flower.  
Buzz, buzz, buzz.

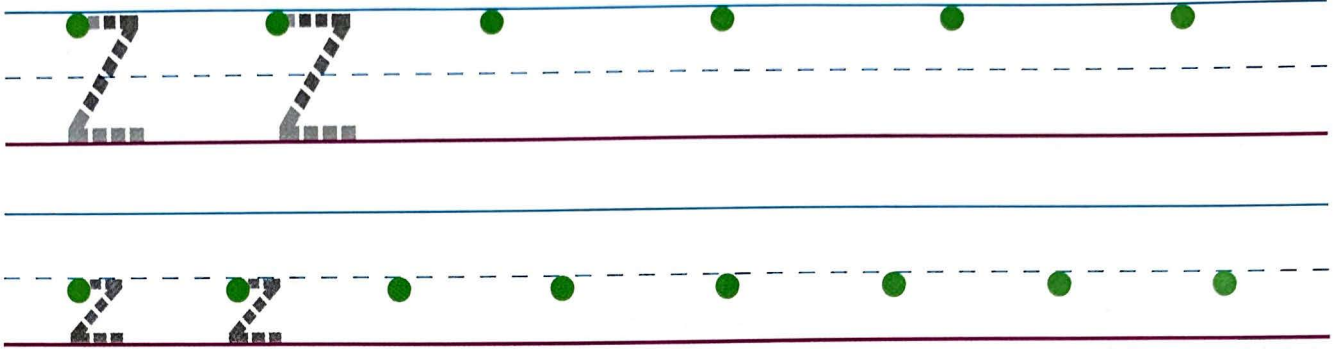


3



# Trace and Write

**Directions:** Trace and write the letters Z and z. These letters stand for /z/. Say the sound each time you write the letter.



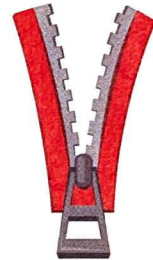
**Directions:** Say the name of the picture. Write Zz on the line if the picture name begins with the /z/ sound.



1. \_\_\_\_\_



2. \_\_\_\_\_




3. \_\_\_\_\_



4. \_\_\_\_\_



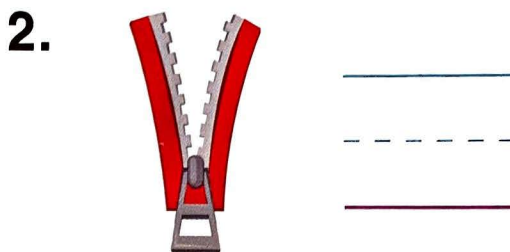

5. \_\_\_\_\_





6. \_\_\_\_\_

## Think and Write

**Directions:** Listen to each picture name. Write the first letter of the picture name on the line.



**Directions:** Listen to each picture name. Write the letter for each sound in a separate box.



## Listen and Spell


**Directions:** Write each word and sentence that you hear.

1. \_\_\_\_\_  
\_\_\_\_\_  
\_\_\_\_\_

2. \_\_\_\_\_  
\_\_\_\_\_  
\_\_\_\_\_

# Trace, Write, and Build

**Directions:** Trace and write each word. Then build each word with letter cards.



TRACE	WRITE
for	
finds	
zip	
rip	
fuzz	

# Sort It Out

**Directions:** Look at the pictures on page 397. Say each picture name. Then sort the pictures by beginning sound.



Ss

Zz

What words do you know with these sounds?

---

---

---

---

---

---

---

---



## Read and Write

**Directions:** Say the picture name. Circle the first letter of the picture name.  
Write the letter on the line.

b

r

z



1. \_\_\_\_\_

n

v

z




2. \_\_\_\_\_

g

s

z




3. \_\_\_\_\_

s

w

z

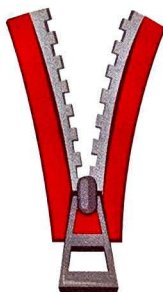


4. \_\_\_\_\_

s

v

z




5. \_\_\_\_\_

r

s

z



6. \_\_\_\_\_

## Build Fluency

Directions: Complete each sentence with a word from the box.

for      read

1. Is that box \_\_\_\_\_ me?

2. Kim can \_\_\_\_\_ well.

Directions: Write a sentence using each word.

yell

3.

zip

4.



## Write About It

Directions: Read "Zig, Zag, Buzz!" again. Draw a picture about bees. Write about your picture.



Copyright © by William H. Sadlier, Inc. All rights reserved.

## Fluency Check

**Directions:** Listen to the child read the list below. Mark one check in the green box if the word is read correctly (accuracy). Mark another check in the blue box if it is read automatically (fluency).

CUMULATIVE ASSESSMENT			
Lesson	Word		
<b>26</b>	zip	<input type="checkbox"/>	<input type="checkbox"/>
	zap	<input type="checkbox"/>	<input type="checkbox"/>
	buzz	<input type="checkbox"/>	<input type="checkbox"/>
	slip	<input type="checkbox"/>	<input type="checkbox"/>
<b>25</b>	yes	<input type="checkbox"/>	<input type="checkbox"/>
	yell	<input type="checkbox"/>	<input type="checkbox"/>
	yum	<input type="checkbox"/>	<input type="checkbox"/>
	yap	<input type="checkbox"/>	<input type="checkbox"/>
<b>24</b>	quit	<input type="checkbox"/>	<input type="checkbox"/>
	quick	<input type="checkbox"/>	<input type="checkbox"/>
	kicks	<input type="checkbox"/>	<input type="checkbox"/>
	kit	<input type="checkbox"/>	<input type="checkbox"/>
<b>23</b>	jugs	<input type="checkbox"/>	<input type="checkbox"/>
	jog	<input type="checkbox"/>	<input type="checkbox"/>
	jet	<input type="checkbox"/>	<input type="checkbox"/>
	jam	<input type="checkbox"/>	<input type="checkbox"/>
<b>22</b>	fun	<input type="checkbox"/>	<input type="checkbox"/>
	rub	<input type="checkbox"/>	<input type="checkbox"/>
	duck	<input type="checkbox"/>	<input type="checkbox"/>
	bus	<input type="checkbox"/>	<input type="checkbox"/>
<b>21</b>	van	<input type="checkbox"/>	<input type="checkbox"/>
	vet	<input type="checkbox"/>	<input type="checkbox"/>
	top	<input type="checkbox"/>	<input type="checkbox"/>
	stop	<input type="checkbox"/>	<input type="checkbox"/>
Number Correct (accuracy): ____ /24			
Number Automatic (fluency): ____ /24			