


Richmond Hill K~8 School Council Meeting

March 31, 2021

**Dr. Cordaryl C. Middleton
Principal**



Richmond Hill K-8 School Council Officers



Ms. Alexis Austin
Vice Chairperson



Mrs. Nicole Cain
Chairperson



Ms. Monica Burnett
Secretary

Meeting Norms

- Begin and end on time
- Keep an open mind
- Respect everyone's opinions
- Stay on task



Approval of Meeting Minutes

December 8, 2020



RH K~8 Why...

Igniting Purpose

Enriching Minds

Developing Character

Building Community

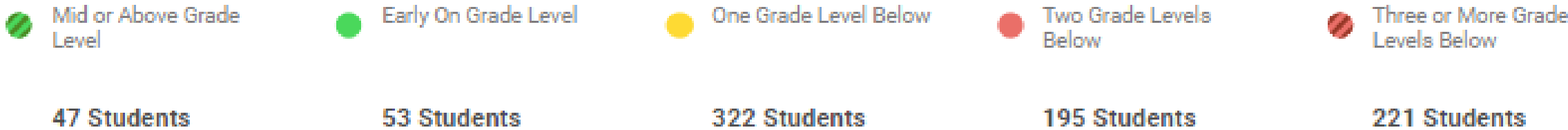
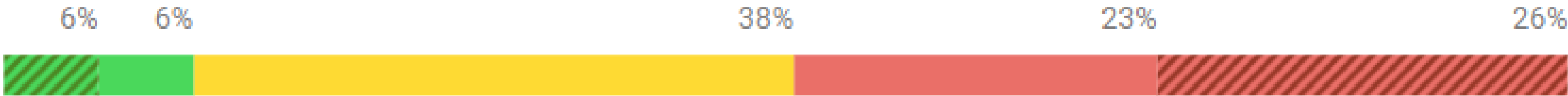











Math

Winter i-Ready Data

Overall Placement

Students Assessed/Total: 838/872



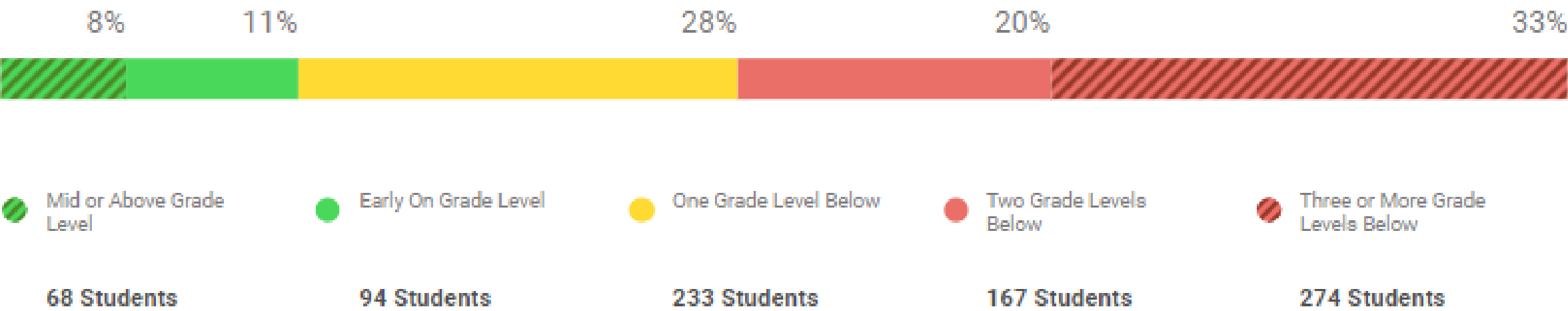
Grade K		38%	16%	46%	0%	0%	76/80
Grade 1		8%	5%	71%	16%	0%	76/77
Grade 2		3%	5%	47%	44%	1%	86/88
Grade 3		4%	2%	45%	30%	18%	82/86
Grade 4		0%	4%	43%	33%	19%	93/97
Grade 5		1%	8%	32%	20%	38%	108/108
Grade 6		3%	5%	27%	22%	43%	118/123
Grade 7		0%	6%	26%	19%	49%	113/122
Grade 8		2%	6%	23%	22%	47%	86/91










Reading

Winter i-Ready Data

Overall Placement

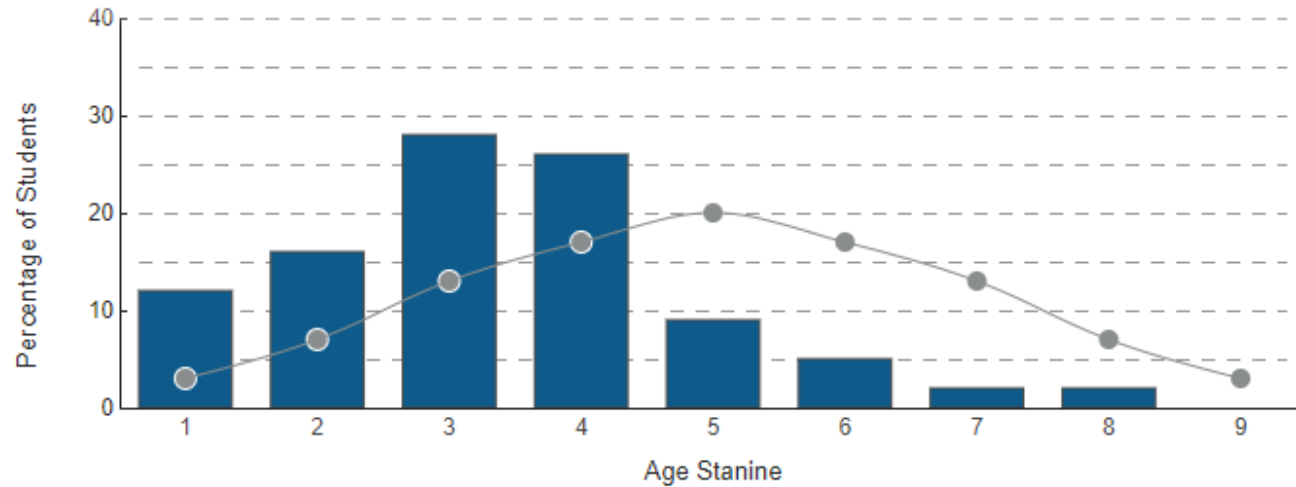
Students Assessed/Total: 836/872



Grade K		36%	37%	28%	0%	0%	76/80
Grade 1		11%	5%	76%	8%	0%	76/77
Grade 2		12%	7%	35%	45%	1%	85/88
Grade 3		4%	18%	16%	43%	20%	82/86
Grade 4		5%	5%	46%	13%	30%	92/97
Grade 5		2%	7%	24%	31%	36%	107/108
Grade 6		5%	7%	15%	20%	54%	117/123
Grade 7		3%	10%	12%	14%	61%	114/122
Grade 8		5%	10%	14%	5%	67%	87/91

CogAT

Composite (VQN) Students by Age Stanine



Legend

VQ: Composite Verbal and Quantitative

VN: Composite Verbal and Nonverbal

QN: Composite Quantitative and Nonverbal

VQN: Overall composite score for Verbal, Quantitative, and Nonverbal

●● Percent of Students Nationally

Numbers may not sum to 100% due to rounding

Content Area	1	2	3	4	5	6	7	8	9
Verbal	6	12	20	14	7	2	0	1	0
Quantitative	5	7	15	18	7	4	3	0	0
Nonverbal	5	8	15	18	9	3	1	1	0
Composite (VQ)	7	10	19	14	3	5	1	0	0
Composite (VN)	6	9	20	15	7	2	0	1	0
Composite (QN)	6	9	15	15	7	3	1	1	0
Composite (VQN)	7	9	16	15	5	3	1	1	0

SOCIAL EMOTIONAL LEARNING SURVEY

Supportive Relationships-how supported students feel through their relationships with friends, family and adults at school

Self Management-how well students manage their emotions, thoughts, and behaviors in different situations

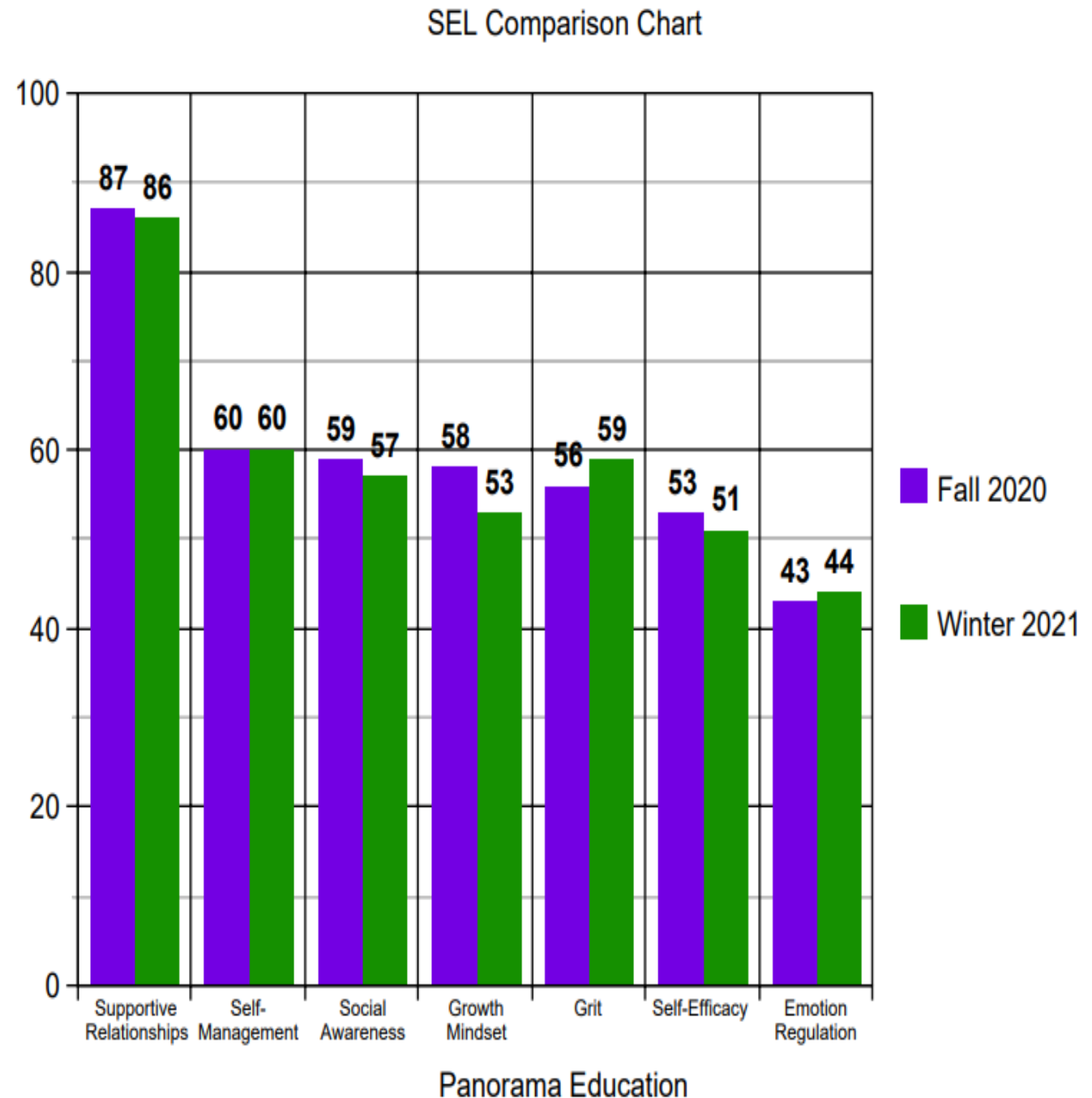
Social Awareness -how well students consider the perspectives of others and empathize with them

Growth Mindset -student perceptions of whether they have the potential to change those factors that are central to their performance in school

Grit-how well students are able to persevere through setbacks to achieve important long-term goals













Self-Efficacy-how much students believe they can succeed in achieving academic outcomes

Emotion Regulation-how well students regulate their emotions



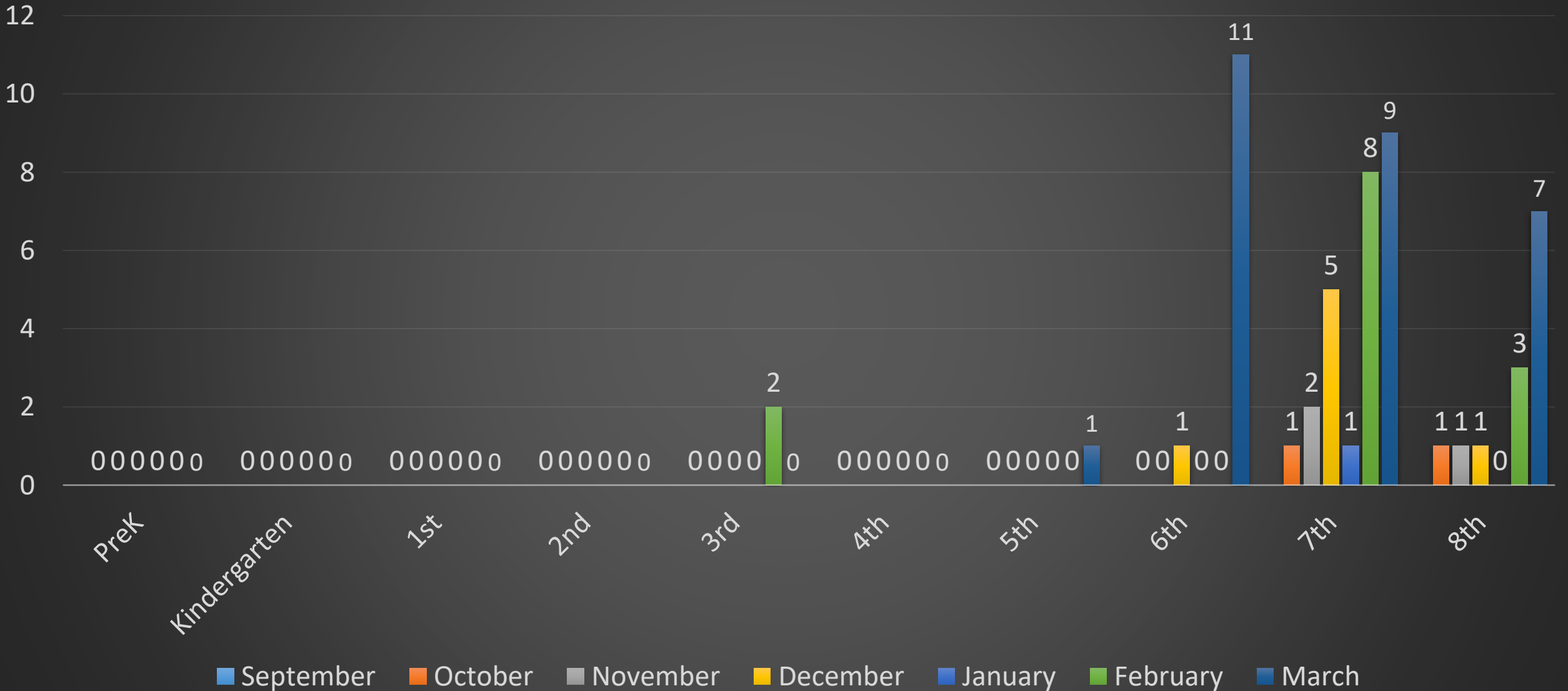
PSAT

Scores by Students

Group	Number of Test Takers	Mean Total Score 240-1440 ?	Mean Evidence-based Reading and Writing Score 120-720 ?	Mean Math Score 120-720 ?	
School	44	706 	347 	359 	Score Details
District ?	949	779 	397 	383 	
State ?	3,120	787 	399 	388 	
Total Group ?	21,756	836 	420 	416 	

- 581 Referrals – March 26, 2020
- 54 Referrals – March 26, 2021

Disciplinary Referral Count as of March 26, 2021



Richmond Hill K-8 School Improvement Plan

1. Literacy

- Increase the percentage of students reading on grade level by 20% by the end of the 2020-2021 SY as measured by various assessments.



Richmond Hill K-8 School Improvement Plan

2. Numeracy

- Increase the percentage of students on grade level in mathematics by 15% by the end of the 2020-2021 School Year as measured by various assessments.



Richmond Hill K-8 School Improvement Plan



3. Culture and Climate

- Establish an effective school climate and culture by reducing the number of disciplinary referrals by 25%, reducing the number of student absences by 10%, and reducing the number of staff missing 5 or more days by 20% by the end of the 2020-2021 School Year.



Monday, April 19th – Friday, May 7th



Next Steps...

- Continue with implementation and monitoring of current School Improvement Plan
- Continue to build lasting relationships with parent/guardians in an effort to bridge the gap between home and school.
- Next School Council Meeting: TBD



Richmond Hill K-8



#OneTeamSharedDream

#Unity

#3Years