


Sight Word Fluency Practice #1



Name: _____

Directions: Find and highlight (or color) the words in the word hunt. Each word is hidden three times. Color a happy face after each time.


Read the fluency phrase three times. Color a happy face after each time.

the	and	about	of
and	over	then	and
of	of	the	always

The cat
The cat and
The cat and the dog
The cat and the dog ran
The cat and the dog ran out of
The cat and the dog ran out of the park.

Illustrate the sentence.

😊😊😊



(Fry Words 1-100)
By Miss DeCarbo

Teacher Instructions

Dear Educator,

This fluency pack was designed to provide you with yet another way to develop your students' sight word fluency. Each of the 34 fluency pages targets three of Fry's sight words and puts those sight words into the context of a sentence. You can use this pack as a "warm-up" to your guided reading lessons, as an RTI intervention tool, as homework, seatwork, or as center work for your kiddos!


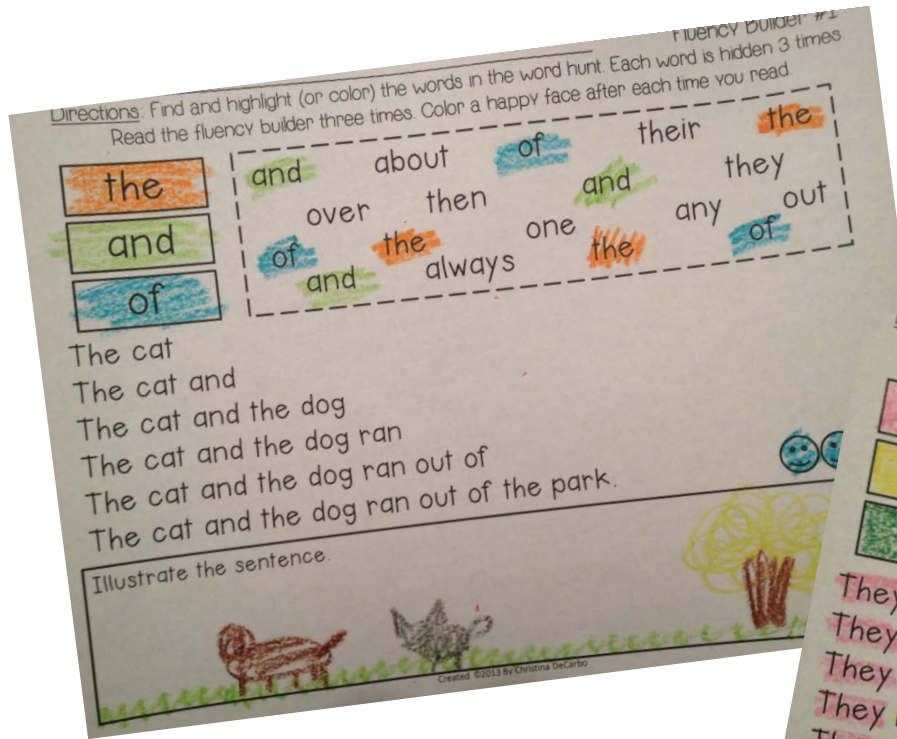
Using this fluency pack is easy!

- 1) Students will first learn the targeted sight words with the flashcards.
- 2) Students will practice identifying those sight words as they color or highlight the three targeted words within the word hunt box. You can also have students color or highlight the words within the sentence if you wish.
- 3) Students will read the fluency phrase three times. This provides students with the opportunity to practice the targeted sight words within the context of a sentence to develop rate, expression, and smoothness.
- 4) Students will illustrate the completed sentence to demonstrate comprehension of the text.

Use the pre and post assessment page to keep track of your students' growth. An easy teacher-tracker is also included to help you plan your lessons or daily instruction for each reading group with ease! I hope you enjoy this learning pack and find it useful for your students! - Christina DeCarbo ☺

Fluency Phrases Action Photos!

Students love finding the targeted sight words with crayons and highlighters!



The short length of text makes this pack ideal for the first half of the year, struggling readers, and Tier III students.

Name _____

Fluency Phrase #1

Directions: Find and highlight (or color) the words in the word hunt. Each word is hidden 3 times.

Read the fluency phrase three times. Color a happy face after each time you read.

the

and

of

and about of their the
over then and they
of the one any out
and always the of

The cat

The cat and

The cat and the dog

The cat and the dog ran

The cat and the dog ran out of

The cat and the dog ran out of the park.



Illustrate the sentence.

Name _____

Fluency Phrase #2

Directions: Find and highlight (or color) the words in the word hunt. Each word is hidden 3 times.

Read the fluency phrase three times. Color a happy face after each time you read.

a

to

in

to if of a in
a in and to
if the told an they
in to a of

A fox

A fox went in

A fox went in a box

A fox went in a box to

A fox went in a box to go

A fox went in a box to go to sleep.



Illustrate the sentence.

Name _____

Fluency Phrase #3

Directions: Find and highlight (or color) the words in the word hunt. Each word is hidden 3 times.

Read the fluency phrase three times. Color a happy face after each time you read.

is

you

that

that you I is you
is that and that
your if one into then
their you is of

That is

That is my

That is my cat

That is my cat that

That is my cat that you are

That is my cat that you are playing with.



Illustrate the sentence.

Name _____

Fluency Phrase #4

Directions: Find and highlight (or color) the words in the word hunt. Each word is hidden 3 times.

Read the fluency phrase three times. Color a happy face after each time you read.

it

he

was

it about was he were
he here and was
when was it into she
it what the he

He was

He was mad

He was mad it

He was mad it was lost

He was mad it was lost in the

He was mad it was lost in the school.



Illustrate the sentence.

Name _____

Fluency Phrase #5

Directions: Find and highlight (or color) the words in the word hunt. Each word is hidden 3 times.

Read the fluency phrase three times. Color a happy face after each time you read.

for

on

are

for	about	on	or	for
only	are	and	are	
our	the	one	first	out
on	are	for	on	

Are the

Are the kids

Are the kids on

Are the kids on the

Are the kids on the swings

Are the kids on the swings for long?



Illustrate the sentence.

Name _____

Fluency Phrase #6

Directions: Find and highlight (or color) the words in the word hunt. Each word is hidden 3 times.

Read the fluency phrase three times. Color a happy face after each time you read.

I

with

his

I	it's	of	with	his
his	I	went	was	
when	her	I'm	I	here
with	was	with	his	

I was

I was playing

I was playing with

I was playing with his dog

I was playing with his dog at

I was playing with his dog at the park.



Illustrate the sentence.

Name _____

Fluency Phrase #7

Directions: Find and highlight (or color) the words in the word hunt. Each word is hidden 3 times.

Read the fluency phrase three times. Color a happy face after each time you read.

they

have

at

have had they have there
they at and have
to ate their any here
at the they at

They have

They have a black

They have a black car

They have a black car to fix

They have a black car to fix at the

They have a black car to fix at the shop.



Illustrate the sentence.

Name _____

Fluency Phrase #8

Directions: Find and highlight (or color) the words in the word hunt. Each word is hidden 3 times.

Read the fluency phrase three times. Color a happy face after each time you read.

be

this

as

be	this	that	their	as
being	and	as	ask	
as	the	be	any	been
this	ask	this	be	

We will be

We will be as

We will be as good

We will be as good as we

We will be as good as we can on

We will be as good as we can on this trip.



Illustrate the sentence.

Name _____

Fluency Phrase #9

Directions: Find and highlight (or color) the words in the word hunt. Each word is hidden 3 times.

Read the fluency phrase three times. Color a happy face after each time you read.

from

or

one

and	or	of	or	and
under	from	only	from	
are	one	one	any	one
from	or	for	of	

They will take

They will take one

They will take one or two

They will take one or two toys

They will take one or two toys from the toy

They will take one or two toys from the toy shop.



Illustrate the sentence.

Name _____

Fluency Phrase #10

Directions: Find and highlight (or color) the words in the word hunt. Each word is hidden 3 times.

Read the fluency phrase three times. Color a happy face after each time you read.

had

by

words

had	words	by	want	were
words	been	had	by	
went	by	one	any	him
have	had	but	words	

I had to

I had to write

I had to write the

I had to write the words

I had to write the words all by

I had to write the words all by myself.



Illustrate the sentence.

Name _____

Directions: Find and highlight (or color) the words in the word hunt. Each word is hidden 3 times.

Read the fluency phrase three times. Color a happy face after each time you read.

but

not

what

was	but	not	were	what
not	then	what	was	
never	to	but	not	been
but	where	no	what	

I like the

I like the car but

I like the car but I do not

I like the car but I do not like what

I like the car but I do not like what color it

I like the car but I do not like what color it is.



Illustrate the sentence.

Name _____

Fluency Phrase #12

Directions: Find and highlight (or color) the words in the word hunt. Each word is hidden 3 times.

Read the fluency phrase three times. Color a happy face after each time you read.

all

were

we

all were well we all

went all we she

am get one when out

we were call were

We were

We were all

We were all at

We were all at art

We were all at art class

We were all at art class today.



Illustrate the sentence.

Name _____

Fluency Phrase #13

Directions: Find and highlight (or color) the words in the word hunt. Each word is hidden 3 times.

Read the fluency phrase three times. Color a happy face after each time you read.

when

your

can

went your use when can

can when you our

can't call one your what

your you when can

When can

When can your

When can your dog

When can your dog come

When can your dog come over

When can your dog come over to play?



Illustrate the sentence.

Name _____

Fluency Phrase #14

Directions: Find and highlight (or color) the words in the word hunt. Each word is hidden 3 times.

Read the fluency phrase three times. Color a happy face after each time you read.

said

there

use

said	says	us	said	use
under	said	they're	they	
use	says	use	there	us
their	there	the	there	

Beth said

Beth said they will

Beth said they will use the

Beth said they will use the black

Beth said they will use the black car to get

Beth said they will use the black car to get there.



Illustrate the sentence.

Name _____

Fluency Phrase #15

Directions: Find and highlight (or color) the words in the word hunt. Each word is hidden 3 times.

Read the fluency phrase three times. Color a happy face after each time you read.

out

each

which

out which white each what

about each every which

every where one into out

which out each to

Which book

Which book do each

Which book do each of you

Which book do each of you want to

Which book do each of you want to check

Which book do each of you want to check out?



Illustrate the sentence.

Name _____

Directions: Find and highlight (or color) the words in the word hunt. Each word is hidden 3 times.

Read the fluency phrase three times. Color a happy face after each time you read.

she

do

how

she	who	to	she	how
where	she	do	he	
does	do	who	here	does
how	here	how	do	

She can

She can show

She can show you

She can show you how

She can show you how to do

She can show you how to do that math.



Illustrate the sentence.

Name _____

Fluency Phrase #17

Directions: Find and highlight (or color) the words in the word hunt. Each word is hidden 3 times.

Read the fluency phrase three times. Color a happy face after each time you read.

their

if

will

of	if	there	their	after
their	will	into	will	
of	want	one	if	it
will	their	the	if	

Will their

Will their mom

Will their mom take

Will their mom take them to

Will their mom take them to the library

Will their mom take them to the library for us?



Illustrate the sentence.

Name _____

Fluency Phrase #18

Directions: Find and highlight (or color) the words in the word hunt. Each word is hidden 3 times.

Read the fluency phrase three times. Color a happy face after each time you read.

up

other

about

up about too other out

over you up about

use about up out above

other always other under

Dan will help

Dan will help the other

Dan will help the other kid

Dan will help the other kid look up

Dan will help the other kid look up a book

Dan will help the other kid look up a book about cats.



Illustrate the sentence.

Name _____

Fluency Phrase #19

Directions: Find and highlight (or color) the words in the word hunt. Each word is hidden 3 times.

Read the fluency phrase three times. Color a happy face after each time you read.

an

many

then

an

and

then

an

any

then

then

and

many

more

many

an

any

the

a

that

many

then

Ben had an

Ben had an apple

Ben had an apple and then had

Ben had an apple and then had many

Ben had an apple and then had many grapes for

Ben had an apple and then had many grapes for lunch.



Illustrate the sentence.

Name _____

Fluency Phrase #20

Directions: Find and highlight (or color) the words in the word hunt. Each word is hidden 3 times.

Read the fluency phrase three times. Color a happy face after each time you read.

them

these

so

them

soon

so

these

the

so

then

that

them

their

as

them

the

soon

these

also

these

so

We gave

We gave them

We gave them these

We gave them these books so

We gave them these books so they can

We gave them these books so they can read them.



Illustrate the sentence.

Name _____

Fluency Phrase #21

Directions: Find and highlight (or color) the words in the word hunt. Each word is hidden 3 times.

Read the fluency phrase three times. Color a happy face after each time you read.

some

her

would

here

so

would

some

will

her

some

soon

her

we

him

could

were

would

would

her

some

he

Fran would

Fran would like

Fran would like some red

Fran would like some red flowers for

Fran would like some red flowers for her

Fran would like some red flowers for her garden.



Illustrate the sentence.

Name _____

Fluency Phrase #22

Directions: Find and highlight (or color) the words in the word hunt. Each word is hidden 3 times.

Read the fluency phrase three times. Color a happy face after each time you read.

make

like

him

make

her

may

make

him

for

like

little

like

him

the

make

he

maybe

like

from

him

little

Sam will

Sam will like the

Sam will like the book

Sam will like the book that you

Sam will like the book that you make for

Sam will like the book that you make for him.



Illustrate the sentence.

Name _____

Fluency Phrase #23

Directions: Find and highlight (or color) the words in the word hunt. Each word is hidden 3 times.

Read the fluency phrase three times. Color a happy face after each time you read.

into

time

has

into	has	have	their	into
above	like	into	time	
he	has	has	had	on
time	never	time	in	

It is time

It is time for the

It is time for the brown

It is time for the brown dog to go

It is time for the brown dog to go into the

It is time for the brown dog to go into the tub.



Illustrate the sentence.

Name _____

Fluency Phrase #24

Directions: Find and highlight (or color) the words in the word hunt. Each word is hidden 3 times.

Read the fluency phrase three times. Color a happy face after each time you read.

look

two

more

too	look	like	look	more
more	two	many	two	
to	into	three	book	too
two	most	look	more	

If you look

If you look at the

If you look at the lake you will

If you look at the lake you will see two

If you look at the lake you will see two more

If you look at the lake you will see two more ducks.



Illustrate the sentence.

Name _____

Fluency Phrase #25

Directions: Find and highlight (or color) the words in the word hunt. Each word is hidden 3 times.

Read the fluency phrase three times. Color a happy face after each time you read.

write

go

see

go

write

see

white

saw

goes

seen

write

see

get

go

one

go

been

see

write

what

right

Rick will

Rick will go and see

Rick will go and see the man

Rick will go and see the man who can

Rick will go and see the man who can write the

Rick will go and see the man who can write the book.



Illustrate the sentence.

Name _____

Fluency Phrase #26

Directions: Find and highlight (or color) the words in the word hunt. Each word is hidden 3 times.

Read the fluency phrase three times. Color a happy face after each time you read.

number	away	way	number	where	white
my	number	may	my	way	
way	no	way	was	number	my
	people	my	me	any	

The number

The number will help

The number will help you find

The number will help you find the way

The number will help you find the way to my

The number will help you find the way to my house.



Illustrate the sentence.

Name _____

Fluency Phrase #27

Directions: Find and highlight (or color) the words in the word hunt. Each word is hidden 3 times.

Read the fluency phrase three times. Color a happy face after each time you read.

could

people

first

could	can't	would	first	can
put	first	could	people	
people	help	fast	first	cold
fast	could	people	from	

The first

The first people in

The first people in line could

The first people in line could get a

The first people in line could get a free

The first people in line could get a free kitten.



Illustrate the sentence.

Name _____

Fluency Phrase #28

Directions: Find and highlight (or color) the words in the word hunt. Each word is hidden 3 times.

Read the fluency phrase three times. Color a happy face after each time you read.

than

now

water

than	then	now	than	our
now	than	water	now	
water	new	called	own	on
then	was	water	where	

Now that the

Now that the dog had

Now that the dog had water, he was

Now that the dog had water, he was faster

Now that the dog had water, he was faster than

Now that the dog had water, he was faster than the cat. 😊😊😊

Illustrate the sentence.

Name _____

Fluency Phrase #29

Directions: Find and highlight (or color) the words in the word hunt. Each word is hidden 3 times.

Read the fluency phrase three times. Color a happy face after each time you read.

been

called

who

called	be	how	been	who
being	been	could	called	
how	see	all	who	out
called	who	been	what	

Who has

Who has been

Who has been called

Who has been called on the

Who has been called on the red

Who has been called on the red list?



Illustrate the sentence.

Name _____

Fluency Phrase #30

Directions: Find and highlight (or color) the words in the word hunt. Each word is hidden 3 times.

Read the fluency phrase three times. Color a happy face after each time you read.

am

its

no

am	and	no	if	am
its	it	its	on	
no	an	am	no	into
and	its	on	an	

I am mad

I am mad that this little

I am mad that this little shop has

I am mad that this little shop has no toys on

I am mad that this little shop has no toys on its

I am mad that this little shop has no toys on its shelf.



Illustrate the sentence.

Name _____

Fluency Phrase #31

Directions: Find and highlight (or color) the words in the word hunt. Each word is hidden 3 times.

Read the fluency phrase three times. Color a happy face after each time you read.

find

long

down

come

find

from

long

don't

does

like

lot

find

found

long

find

down

for

down

made

down

long

It is a long

It is a long way down

It is a long way down the hill

It is a long way down the hill to find

It is a long way down the hill to find her lost

It is a long way down the hill to find her lost ball.



Illustrate the sentence.

Name _____

Fluency Phrase #32

Directions: Find and highlight (or color) the words in the word hunt. Each word is hidden 3 times.

Read the fluency phrase three times. Color a happy face after each time you read.

day

did

get

get does day their day
did any get way
did maybe do did got
get day got I'm

Did Bill

Did Bill get

Did Bill get a good

Did Bill get a good grade

Did Bill get a good grade on his test

Did Bill get a good grade on his test that day?



Illustrate the sentence.

Name _____

Directions: Find and highlight (or color) the words in the word hunt. Each word is hidden 3 times.

Read the fluency phrase three times. Color a happy face after each time you read.

come

made

could	may	made	will	maybe
made	could	come	made	
get	did	more	would	out
come	first	me	come	

Come and see

Come and see the

Come and see the art that Beth

Come and see the art that Beth made for

Come and see the art that Beth made for her

Come and see the art that Beth made for her dad.



Illustrate the sentence.

Name _____

Fluency Phrase #34

Directions: Find and highlight (or color) the words in the word hunt. Each word is hidden 3 times.

Read the fluency phrase three times. Color a happy face after each time you read.

may

part

may	maybe	may	any	put
person	more	am	part	
put	part	one	any	really
part	way	may	me	

May I

May I eat

May I eat part of the

May I eat part of the muffin that

May I eat part of the muffin that is in

May I eat part of the muffin that is in your lunch?



Illustrate the sentence.

Fry's First 100 Words

the	with	what	their	like	first	come
and	his	all	if	him	than	made
of	they	were	will	into	now	may
a	have	we	up	time	water	part
to	at	when	other	has	been	
in	be	your	about	look	called	
is	this	can	an	two	who	
you	as	said	many	more	am	
that	from	there	then	white	its	
it	or	use	them	go	no	
he	one	out	these	see	find	
was	had	each	so	number	long	
for	by	which	some	my	down	
on	words	she	her	way	day	
are	but	do	would	could	did	
I	not	how	make	people	get	

Pre-Assessment

Place a check mark beside each word the student can correctly and instantly read.

<input type="checkbox"/> the	<input type="checkbox"/> with	<input type="checkbox"/> what	<input type="checkbox"/> their	<input type="checkbox"/> like	<input type="checkbox"/> first	<input type="checkbox"/> come
<input type="checkbox"/> and	<input type="checkbox"/> his	<input type="checkbox"/> all	<input type="checkbox"/> if	<input type="checkbox"/> him	<input type="checkbox"/> than	<input type="checkbox"/> made
<input type="checkbox"/> of	<input type="checkbox"/> they	<input type="checkbox"/> were	<input type="checkbox"/> will	<input type="checkbox"/> into	<input type="checkbox"/> now	<input type="checkbox"/> may
<input type="checkbox"/> a	<input type="checkbox"/> have	<input type="checkbox"/> we	<input type="checkbox"/> up	<input type="checkbox"/> time	<input type="checkbox"/> water	<input type="checkbox"/> part
<input type="checkbox"/> to	<input type="checkbox"/> at	<input type="checkbox"/> when	<input type="checkbox"/> other	<input type="checkbox"/> has	<input type="checkbox"/> been	
<input type="checkbox"/> in	<input type="checkbox"/> be	<input type="checkbox"/> your	<input type="checkbox"/> about	<input type="checkbox"/> look	<input type="checkbox"/> called	
<input type="checkbox"/> is	<input type="checkbox"/> this	<input type="checkbox"/> can	<input type="checkbox"/> an	<input type="checkbox"/> two	<input type="checkbox"/> who	
<input type="checkbox"/> you	<input type="checkbox"/> as	<input type="checkbox"/> said	<input type="checkbox"/> many	<input type="checkbox"/> more	<input type="checkbox"/> am	
<input type="checkbox"/> that	<input type="checkbox"/> from	<input type="checkbox"/> there	<input type="checkbox"/> then	<input type="checkbox"/> white	<input type="checkbox"/> its	
<input type="checkbox"/> it	<input type="checkbox"/> or	<input type="checkbox"/> use	<input type="checkbox"/> them	<input type="checkbox"/> go	<input type="checkbox"/> no	
<input type="checkbox"/> he	<input type="checkbox"/> one	<input type="checkbox"/> out	<input type="checkbox"/> these	<input type="checkbox"/> see	<input type="checkbox"/> find	
<input type="checkbox"/> was	<input type="checkbox"/> had	<input type="checkbox"/> each	<input type="checkbox"/> so	<input type="checkbox"/> number	<input type="checkbox"/> long	
<input type="checkbox"/> for	<input type="checkbox"/> by	<input type="checkbox"/> which	<input type="checkbox"/> some	<input type="checkbox"/> my	<input type="checkbox"/> down	
<input type="checkbox"/> on	<input type="checkbox"/> words	<input type="checkbox"/> she	<input type="checkbox"/> her	<input type="checkbox"/> way	<input type="checkbox"/> day	
<input type="checkbox"/> are	<input type="checkbox"/> but	<input type="checkbox"/> do	<input type="checkbox"/> would	<input type="checkbox"/> could	<input type="checkbox"/> did	
<input type="checkbox"/> I	<input type="checkbox"/> not	<input type="checkbox"/> how	<input type="checkbox"/> make	<input type="checkbox"/> people	<input type="checkbox"/> get	

____/ 100

Post-Assessment

Place a check mark beside each word the student can correctly and instantly read.

<input type="checkbox"/> the	<input type="checkbox"/> with	<input type="checkbox"/> what	<input type="checkbox"/> their	<input type="checkbox"/> like	<input type="checkbox"/> first	<input type="checkbox"/> come
<input type="checkbox"/> and	<input type="checkbox"/> his	<input type="checkbox"/> all	<input type="checkbox"/> if	<input type="checkbox"/> him	<input type="checkbox"/> than	<input type="checkbox"/> made
<input type="checkbox"/> of	<input type="checkbox"/> they	<input type="checkbox"/> were	<input type="checkbox"/> will	<input type="checkbox"/> into	<input type="checkbox"/> now	<input type="checkbox"/> may
<input type="checkbox"/> a	<input type="checkbox"/> have	<input type="checkbox"/> we	<input type="checkbox"/> up	<input type="checkbox"/> time	<input type="checkbox"/> water	<input type="checkbox"/> part
<input type="checkbox"/> to	<input type="checkbox"/> at	<input type="checkbox"/> when	<input type="checkbox"/> other	<input type="checkbox"/> has	<input type="checkbox"/> been	
<input type="checkbox"/> in	<input type="checkbox"/> be	<input type="checkbox"/> your	<input type="checkbox"/> about	<input type="checkbox"/> look	<input type="checkbox"/> called	
<input type="checkbox"/> is	<input type="checkbox"/> this	<input type="checkbox"/> can	<input type="checkbox"/> an	<input type="checkbox"/> two	<input type="checkbox"/> who	
<input type="checkbox"/> you	<input type="checkbox"/> as	<input type="checkbox"/> said	<input type="checkbox"/> many	<input type="checkbox"/> more	<input type="checkbox"/> am	
<input type="checkbox"/> that	<input type="checkbox"/> from	<input type="checkbox"/> there	<input type="checkbox"/> then	<input type="checkbox"/> white	<input type="checkbox"/> its	
<input type="checkbox"/> it	<input type="checkbox"/> or	<input type="checkbox"/> use	<input type="checkbox"/> them	<input type="checkbox"/> go	<input type="checkbox"/> no	
<input type="checkbox"/> he	<input type="checkbox"/> one	<input type="checkbox"/> out	<input type="checkbox"/> these	<input type="checkbox"/> see	<input type="checkbox"/> find	
<input type="checkbox"/> was	<input type="checkbox"/> had	<input type="checkbox"/> each	<input type="checkbox"/> so	<input type="checkbox"/> number	<input type="checkbox"/> long	
<input type="checkbox"/> for	<input type="checkbox"/> by	<input type="checkbox"/> which	<input type="checkbox"/> some	<input type="checkbox"/> my	<input type="checkbox"/> down	
<input type="checkbox"/> on	<input type="checkbox"/> words	<input type="checkbox"/> she	<input type="checkbox"/> her	<input type="checkbox"/> way	<input type="checkbox"/> day	
<input type="checkbox"/> are	<input type="checkbox"/> but	<input type="checkbox"/> do	<input type="checkbox"/> would	<input type="checkbox"/> could	<input type="checkbox"/> did	
<input type="checkbox"/> I	<input type="checkbox"/> not	<input type="checkbox"/> how	<input type="checkbox"/> make	<input type="checkbox"/> people	<input type="checkbox"/> get	

____/ 100

Teacher Tracking Sheet

Use the page to keep track of which fluency page your group or class is currently working on.

Group or Class: _____

Pre Assessment	# 1	#2	#3	#4
#5	#6	#7	#8	#9
# 10	# 11	# 12	# 13	# 14
# 15	# 16	# 17	# 18	# 19
#20	#21	#22	#23	#24
#25	#26	#27	#28	#29
#30	#31	#32	#33	#34

the

and

of

a

to

in

is

you

that

it

he

was

for

on

are

I

with

his

they

have

at

be

this

as

from

or

one

had

by

words

but

not

what

all

were

we

when

your

can

said

there

use

out

each

which

she

do

how

their

if

will

up

other

about

an

many

then

them

these

so

some

her

would

make

like

him

into

time

has

look

two

more

write

go

see

number

my

way

could

people

first

than

now

water

been

called

who

am

its

no

find

long

down

day

did

get

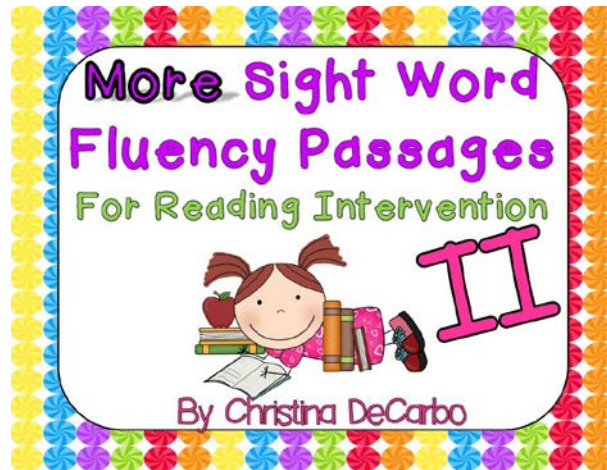
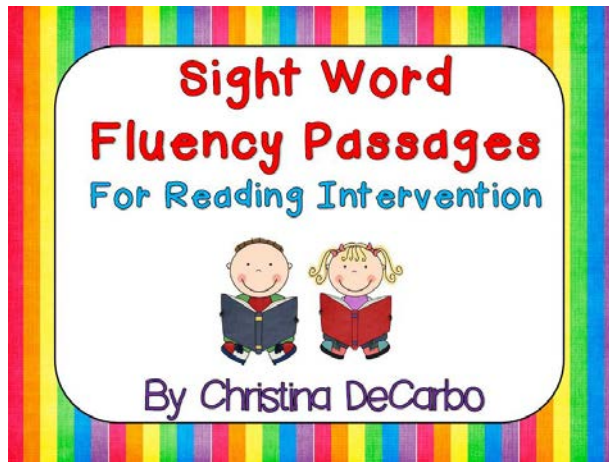
come

may

made

part

The Following Items In My TPT Store Coordinate Perfectly With These Posters!



Follow Me On TpT To Get Updates On My Newest Products!

TEACHERS **pay** TEACHERS
an open marketplace for educators

ABOUT US | BLOG | FAQs & HELP

Not a member? Join for FREE

ALL CATEGORIES SEARCH LOG IN MY CART

Miss DeCarbo
★ Follow Me (3,784)
United States - Ohio - Uniontown

Click Here To Follow Me on TpT!

Visit my blog, Sugar and Spice, for more freebies and ideas!

FREE DOWNLOAD
Assess the general quality of my work with this free download
Free Classroom Posters for Tab...
DOWNLOAD NOW
Please Rate Me!

My Products (91) Ratings & Comments Ask a Question My Profile Quick Find

CUSTOM CATEGORIES
Back to School
Back to School Must Haves!
Classroom Decor
Classroom Management
Common Core Resources
Comprehension
Craftivities
End of the Year
Fluency
Handwriting
Holidays and Themes
Intervention Packs
Math Centers
Math Intervention
Miss DeCarbo's Favorites!!

A dash of creativity, a pinch of fun, and a whole lot of learning!

FEATURED ITEMS

Write On/Wipe Off Math Games & Centers BUNDLE PACK! By Miss DeCarbo \$25.00



End of Year Writing Pack 'Just Print' By Miss DeCarbo \$4.00

First Week Fun! Activities, Lessons, Games, Bulletin Classroom Management, & More! By Christina DeCarbo \$6.50

Text Evidence Reading... SUMMER EDITION By Miss DeCarbo \$7.00

Clip Art & Font Credits:

Visit Each Artist's Shop By Clicking On The Buttons Below:



Thank you for purchasing this learning pack!



visit my blog for additional ideas and freebies! 😊

www.secondgradesugarandspice.blogspot.com

Happy Learning,

Christina DeCarbo

©2013 Miss DeCarbo, Inc. All Rights Reserved.

Purchase of this download is for *one personal classroom use only*. Duplication or sharing with other classrooms, co-workers, an entire school system, or posting this on any website or blog violates copyright law. Additional licenses to share with other teachers are available at half price. You do not have the right to post this file on your blog, website, district website/server, or anywhere online at any time, under any circumstance.

Thank you for understanding. 😊

Scan to Visit My Blog!

