

Sight Word Fluency Practice #2



Fluency Practice #2

Name _____

Directions: Find and highlight (or color) the words in the word hunt. Each word is highlighted in the fluency builder three times. Color a happy face after each time you find a word.

Word Hunt:

over	so	under	new
new	new	over	new
sound	sound	should	only
	over	now	over

The small animal put his nose in the air and ran away.

The small animal put his nose in the air and ran away.

The small animal put his nose in the air and ran away.

The small animal put his nose in the air and ran away.

The small animal put his nose in the air and ran away.

Illustrate the sentence.



(Fry Words 101-200)
By Miss DeCarbo

Teacher Instructions

Dear Educator,

This sight word fluency pack was designed to provide you with yet another way to develop your students' sight word fluency. Each of the 34 growing sentences targets three of Fry's sight words and puts those sight words into the context of a sentence. You can use this pack as a "warm-up" to your guided reading lessons, as an RTI intervention tool, as homework, seatwork, or as center work for your kiddos!


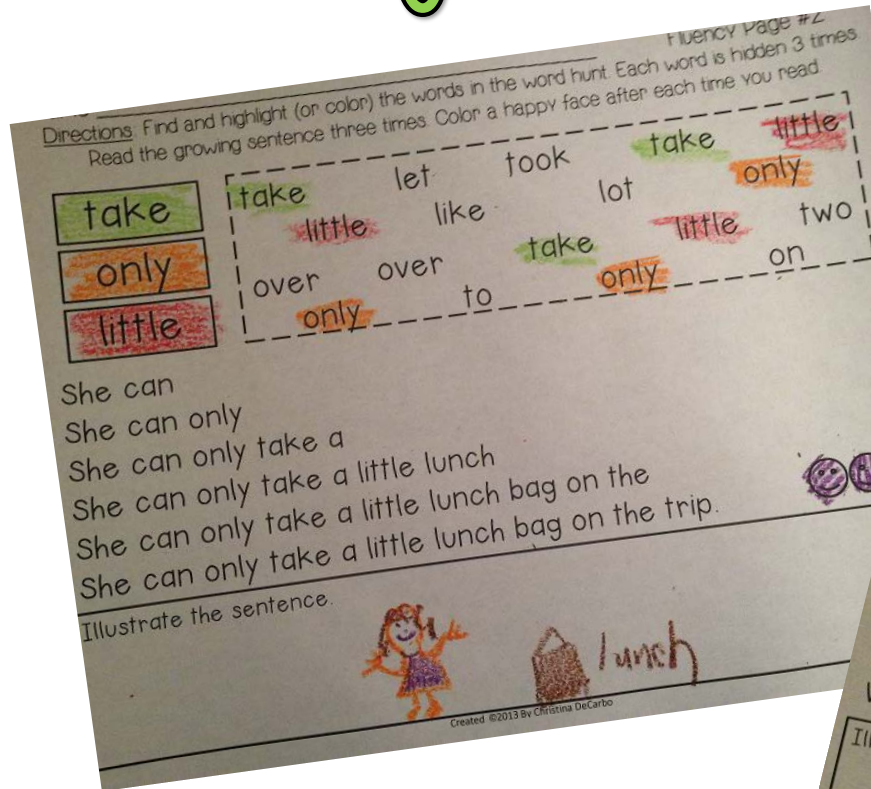
Using this fluency pack is easy!

- 1) Students will first learn the targeted sight words with the flashcards.
- 2) Students will practice identifying those sight words as they color or highlight the three targeted words within the word hunt box. You can also have students color or highlight the words within the sentence if you wish.
- 3) Students will read the growing sentence three times. This provides students with the opportunity to practice the targeted sight words within the context of a sentence to develop rate, expression, and smoothness.
- 4) Students will illustrate the completed sentence to demonstrate comprehension of the text.

Use the pre and post assessment page to keep track of your students' growth. An easy teacher-tracker is also included to help you plan your lessons or daily instruction for each reading group with ease! I hope you enjoy this learning pack and find it useful for your students! - Christina DeCarbo ☺

Fluency Practice Action Photos!

Students love finding the targeted sight words with crayons and highlighters!



The short length of text makes this pack ideal for the first half of the year, struggling readers, and Tier III students.

Name _____

Directions: Find and highlight (or color) the words in the word hunt. Each word is hidden 3 times.

Read the growing sentence three times. Color a happy face after each time you read.

over

new

sound

so under new very new

new over sound knew

sound should only over our

over now know sound

We went

We went over a

We went over a new

We went over a new sound in

We went over a new sound in music class

We went over a new sound in music class today.



Illustrate the sentence.

Name _____

Directions: Find and highlight (or color) the words in the word hunt. Each word is hidden 3 times.

Read the growing sentence three times. Color a happy face after each time you read.

take

only

little

take	let	took	take	little
little	like	lot	only	
over	over	take	little	two
only	to	only	on	

She can

She can only

She can only take a

She can only take a little lunch

She can only take a little lunch bag on the

She can only take a little lunch bag on the trip.



Illustrate the sentence.

Name _____

Directions: Find and highlight (or color) the words in the word hunt. Each word is hidden 3 times.

Read the growing sentence three times. Color a happy face after each time you read.

work

know

place

work

would

know

work

place

place

that

place

play

no

or

work

knew

our

put

know

now

know

I know a

I know a good place

I know a good place where we can go

I know a good place where we can go to work

I know a good place where we can go to work on the book.



Illustrate the sentence.

Name _____

Directions: Find and highlight (or color) the words in the word hunt. Each word is hidden 3 times.

Read the growing sentence three times. Color a happy face after each time you read.

years

live

me

years	my	your	live	yes
he	love	years	me	
me	live	he	live	she
like	she	years	me	

My mom told me

My mom told me in five years

My mom told me in five years we will

My mom told me in five years we will live in

My mom told me in five years we will live in a new town.



Illustrate the sentence.

Name _____

Directions: Find and highlight (or color) the words in the word hunt. Each word is hidden 3 times.

Read the growing sentence three times. Color a happy face after each time you read.

back

give

most

back	got	but	most	gave
most	back	give	book	
take	get	one	many	most
give	me	give	back	

Most of the time,

Most of the time, Beth

Most of the time, Beth will give

Most of the time, Beth will give me back

Most of the time, Beth will give me back my new toys.



Illustrate the sentence.

Name _____

Directions: Find and highlight (or color) the words in the word hunt. Each word is hidden 3 times.

Read the growing sentence three times. Color a happy face after each time you read.

very

after

thing

bring	about	thing	this	very
always	any	every	after	
after	that	very	ago	every
thing	only	thing	after	

I am very

I am very glad I

I am very glad I get to pick

I am very glad I get to pick one thing

I am very glad I get to pick one thing from the prize box

I am very glad I get to pick one thing from the prize box after class.



Illustrate the sentence.

Name _____

Directions: Find and highlight (or color) the words in the word hunt. Each word is hidden 3 times.

Read the growing sentence three times. Color a happy face after each time you read.

our

just

name

now	name	they	our	or
are	our	name	just	
new	just	must	many	our
name	number	just	are	

Our last

Our last name is

Our last name is just as long

Our last name is just as long as my friend

Our last name is just as long as my friend Jo's last

Our last name is just as long as my friend Jo's last name. 😊😊😊

Illustrate the sentence.

Name _____

Directions: Find and highlight (or color) the words in the word hunt. Each word is hidden 3 times.

Read the growing sentence three times. Color a happy face after each time you read.

good

sentence

man

good man many sentence go

see good good man

sentence should she get been

man most sentence good

The tall man

The tall man wrote a good

The tall man wrote a good sentence

The tall man wrote a good sentence for the

The tall man wrote a good sentence for the class.



Illustrate the sentence.

Name _____

Directions: Find and highlight (or color) the words in the word hunt. Each word is hidden 3 times.

Read the growing sentence three times. Color a happy face after each time you read.

think

say

great

this

think

eat

think

was

good

say

any

great

great

green

think

say

ate

say

said

thing

great

Dan can

Dan can think of

Dan can think of great things

Dan can think of great things to say

Dan can think of great things to say about

Dan can think of great things to say about your book. 😊😊😊

Illustrate the sentence.

Name _____

Fluency Page #10

Directions: Find and highlight (or color) the words in the word hunt. Each word is hidden 3 times.

Read the growing sentence three times. Color a happy face after each time you read.

where

help

through

when	help	should	help	were
were	where	through	help	
through	where	how	the	him
he	had	through	where	

Can you

Can you help me

Can you help me find where

Can you help me find where to go

Can you help me find where to go to get

Can you help me find where to go to get through the park? 😊😊😊

Illustrate the sentence.

Name _____

Directions: Find and highlight (or color) the words in the word hunt. Each word is hidden 3 times.

Read the growing sentence three times. Color a happy face after each time you read.

much

before

too

behind before each before most

too

much

too

many

because

for

be

before

much

much

too

any

to

Did you

Did you have

Did you have too much

Did you have too much candy

Did you have too much candy before you ate

Did you have too much candy before you ate dinner?



Illustrate the sentence.

Name _____

Directions: Find and highlight (or color) the words in the word hunt. Each word is hidden 3 times.

Read the growing sentence three times. Color a happy face after each time you read.

right

line

mean

man	right	really	right	live
the	line	mean	right	
mean	line	many	most	me
when	write	mean	line	

I did

I did not mean

I did not mean to cut

I did not mean to cut in line

I did not mean to cut in line right in front

I did not mean to cut in line right in front of you.



Illustrate the sentence.

Name _____

Directions: Find and highlight (or color) the words in the word hunt. Each word is hidden 3 times.

Read the growing sentence three times. Color a happy face after each time you read.

old

any

same

went	old	use	same	can
can	when	old	any	
same	any	one	your	same
your	old	any	can	

Dale does

Dale does not have

Dale does not have any of

Dale does not have any of the same

Dale does not have any of the same old toys

Dale does not have any of the same old toys as Pam. 😊😊😊

Illustrate the sentence.

Name _____

Directions: Find and highlight (or color) the words in the word hunt. Each word is hidden 3 times.

Read the growing sentence three times. Color a happy face after each time you read.

tell

boy

follow

girl	them	tell	but	told
out	follow	boy	follow	
boy	tell	about	tell	thing
from	follow	the	boy	

Tell the

Tell the boy

Tell the boy he can't

Tell the boy he can't follow

Tell the boy he can't follow Ann

Tell the boy he can't follow Ann at recess.



Illustrate the sentence.

Name _____

Directions: Find and highlight (or color) the words in the word hunt. Each word is hidden 3 times.

Read the growing sentence three times. Color a happy face after each time you read.

came

want

show

want show white came what

come what show want

show where she came any

come were know want

I came over

I came over because I

I came over because I want you

I came over because I want you to show

I came over because I want you to show me the

I came over because I want you to show me the new game. 😊😊😊

Illustrate the sentence.

Name _____

Directions: Find and highlight (or color) the words in the word hunt. Each word is hidden 3 times.

Read the growing sentence three times. Color a happy face after each time you read.

also

around

form

form and also any form

from round around also

so around away always from

around here also lots

Bill will also

Bill will also fill out

Bill will also fill out the red form

Bill will also fill out the red form that is around

Bill will also fill out the red form that is around the room.



Illustrate the sentence.

Name _____

Directions: Find and highlight (or color) the words in the word hunt. Each word is hidden 3 times.

Read the growing sentence three times. Color a happy face after each time you read.

three

small

set

the	three	there	set	always
their	small	sit	all	
all	set	she	three	set
small	three	small	this	

Ted has

Ted has three

Ted has three small boxes

Ted has three small boxes of pens

Ted has three small boxes of pens in his

Ted has three small boxes of pens in his art set.



Illustrate the sentence.

Name _____

Directions: Find and highlight (or color) the words in the word hunt. Each word is hidden 3 times.

Read the growing sentence three times. Color a happy face after each time you read.

put

end

does

end any never end do
put does put does
does end play ever put
do always place don't

Does the

Does the class put on

Does the class put on a play

Does the class put on a play

Does the class put on a play at the end

Does the class put on a play at the end of the day?



Illustrate the sentence.

Name _____

Directions: Find and highlight (or color) the words in the word hunt. Each word is hidden 3 times.

Read the growing sentence three times. Color a happy face after each time you read.

another

well

large

will large were another any
around another large well
will well about another we
a large let well

If you do not

If you do not feel well,

If you do not feel well, have another

If you do not feel well, have another large cup

If you do not feel well, have another large cup of water.



Illustrate the sentence.

Name _____

Directions: Find and highlight (or color) the words in the word hunt. Each word is hidden 3 times.

Read the growing sentence three times. Color a happy face after each time you read.

must

big

even

big start must very big
get even most but
did must many must even
big every even every

We must put

We must put an even number

We must put an even number of candles

We must put an even number of candles on the big

We must put an even number of candles on the big cake.



Illustrate the sentence.

Name _____

Directions: Find and highlight (or color) the words in the word hunt. Each word is hidden 3 times.

Read the growing sentence three times. Color a happy face after each time you read.

such

because

turn

because to such before turn

such some soon because

before him because turn your

turn such some became

The car

The car must take

The car must take a wide turn

The car must take a wide turn because it is

The car must take a wide turn because it is such

The car must take a wide turn because it is such a big road.



Illustrate the sentence.

Name _____

Directions: Find and highlight (or color) the words in the word hunt. Each word is hidden 3 times.

Read the fluency builder three times. Color a happy face after each time you read.

here

why

ask

about

her

here

why

any

ask

what

ask

ask

why

here

make

here

how

were

asked

him

why

I will ask

I will ask my mom

I will ask my mom why the

I will ask my mom why the sitter

I will ask my mom why the sitter is not here

I will ask my mom why the sitter is not here yet.



Illustrate the sentence.

Name _____

Directions: Find and highlight (or color) the words in the word hunt. Each word is hidden 3 times.

Read the fluency builder three times. Color a happy face after each time you read.

went

men

read

read were have men we
went read many went
men man went men me
really never read because

The three tall

The three tall men

The three tall men went down the hill

The three tall men went down the hill to read

The three tall men went down the hill to read a book.



Illustrate the sentence.

Name _____

Directions: Find and highlight (or color) the words in the word hunt. Each word is hidden 3 times.

Read the fluency builder three times. Color a happy face after each time you read.

need

land

different

doesn't look different need see

never land any land

need and need different let

two different land even

Animals all

Animals all need

Animals all need different things

Animals all need different things to live

Animals all need different things to live on this land.



Illustrate the sentence.

Name _____

Directions: Find and highlight (or color) the words in the word hunt. Each word is hidden 3 times.

Read the fluency builder three times. Color a happy face after each time you read.

home

us

move

us	most	home	move	us
use	some	maybe	used	
how	go	us	move	home
home	move	most	come	

A big truck

A big truck came to

A big truck came to our home

A big truck came to our home to help us

A big truck came to our home to help us move

A big truck came to our home to help us move our boxes. 😊😊😊

Illustrate the sentence.

Name _____

Directions: Find and highlight (or color) the words in the word hunt. Each word is hidden 3 times.

Read the fluency builder three times. Color a happy face after each time you read.

try

kind

hand

why	kind	try	mine	hand
find	keep	my	and	
kind	try	hand	try	kind
hand	my	how	any	

Can Jen

Can Jen try

Can Jen try this kind

Can Jen try this kind of ring

Can Jen try this kind of ring on her left

Can Jen try this kind of ring on her left hand?



Illustrate the sentence.

Name _____

Directions: Find and highlight (or color) the words in the word hunt. Each word is hidden 3 times.

Read the fluency builder three times. Color a happy face after each time you read.

picture

again

change

could again change picture can

again picture could people

people help change picture cold

change could people again

My dad

My dad is going to

My dad is going to change

My dad is going to change the picture

My dad is going to change the picture on the wall

My dad is going to change the picture on the wall again. 😊😊😊

Illustrate the sentence.

Name _____

Directions: Find and highlight (or color) the words in the word hunt. Each word is hidden 3 times.

Read the fluency builder three times. Color a happy face after each time you read.

off

play

spell

than off spell place of
fast some play place
off play of spell off
spell well play put

Fred will turn

Fred will turn off

Fred will turn off the game and play

Fred will turn off the game and play later

Fred will turn off the game and play later to help me

Fred will turn off the game and play later to help me spell my words.



Illustrate the sentence.

Name _____

Directions: Find and highlight (or color) the words in the word hunt. Each word is hidden 3 times.

Read the fluency builder three times. Color a happy face after each time you read.

air

away

animal

air	animal	are	animal	air
and	air	away	about	
way	away	animal	around	way
any	are	about	away	

The small

The small animal put

The small animal put his nose in

The small animal put his nose in the air

The small animal put his nose in the air and ran

The small animal put his nose in the air and ran away.



Illustrate the sentence.

Name _____

Directions: Find and highlight (or color) the words in the word hunt. Each word is hidden 3 times.

Read the fluency builder three times. Color a happy face after each time you read.

house

point

page

age	home	point	house	page
house	page	here	play	
no	page	one	don't	point!
use	point	house	put	

"You must point

"You must point to the big

"You must point to the big house

"You must point to the big house on this page."

"You must point to the big house on this page." said Mrs. V.



Illustrate the sentence.

Name _____

Fluency Page #31

Directions: Find and highlight (or color) the words in the word hunt. Each word is hidden 3 times.

Read the fluency builder three times. Color a happy face after each time you read.

letter

mother

answer

mother little from little don't

name many letter let

letter long mother answer most

answer around letter mother

I wrote

I wrote a letter

I wrote a letter to my mother.

I wrote a letter to my mother. I hope

I wrote a letter to my mother. I hope she will

I wrote a letter to my mother. I hope she will answer it.



Illustrate the sentence.

Name _____

Directions: Find and highlight (or color) the words in the word hunt. Each word is hidden 3 times.

Read the fluency builder three times. Color a happy face after each time you read.

found

study

still

us	found	use	still	day
around	study	found	way	
study	still	stay	still	got
stay	found	tell	study	

I found

I found the spelling

I found the spelling words

I found the spelling words I still

I found the spelling words I still have to study.



Illustrate the sentence.

Name _____

Directions: Find and highlight (or color) the words in the word hunt. Each word is hidden 3 times.

Read the fluency builder three times. Color a happy face after each time you read.

learn

should

would	could	she	little	could
should	learn	come	learn	
you	would	should	would	us
should	shall	letter	learn	

We should

We should do well

We should do well in school

We should do well in school so that we

We should do well in school so that we can learn

We should do well in school so that we can learn a lot. 😊😊😊

Illustrate the sentence.

Name _____

Directions: Find and highlight (or color) the words in the word hunt. Each word is hidden 3 times.

Read the fluency builder three times. Color a happy face after each time you read.

America

world

would world before America will

America am world or

would any one America we

should world may me

America

America is a

America is a big part

America is a big part of the

America is a big part of the world

America is a big part of the world we live in.



Illustrate the sentence.

Fry's Second 100 Words (101-200)

over	after	line	three	why	change	learn
new	thing	right	small	ask	off	should
sound	our	too	set	went	play	America
take	just	mean	put	men	spell	world
only	name	old	end	read	air	
little	good	any	does	need	away	
work	sentence	same	another	land	animal	
know	man	tell	well	different	house	
place	think	boy	large	home	point	
year	say	follow	must	us	page	
live	great	came	big	move	letter	
me	where	want	even	try	mother	
back	help	show	such	kind	answer	
give	through	also	because	hand	found	
most	much	around	turn	picture	study	
very	before	form	here	again	still	

Pre-Assessment

Place a check mark beside each word the student can correctly and instantly read.

<input type="checkbox"/> over	<input type="checkbox"/> after	<input type="checkbox"/> line	<input type="checkbox"/> three	<input type="checkbox"/> why	<input type="checkbox"/> change	<input type="checkbox"/> learn
<input type="checkbox"/> new	<input type="checkbox"/> thing	<input type="checkbox"/> right	<input type="checkbox"/> small	<input type="checkbox"/> ask	<input type="checkbox"/> off	<input type="checkbox"/> should
<input type="checkbox"/> sound	<input type="checkbox"/> our	<input type="checkbox"/> too	<input type="checkbox"/> set	<input type="checkbox"/> went	<input type="checkbox"/> play	<input type="checkbox"/> America
<input type="checkbox"/> take	<input type="checkbox"/> just	<input type="checkbox"/> mean	<input type="checkbox"/> put	<input type="checkbox"/> men	<input type="checkbox"/> spell	<input type="checkbox"/> world
<input type="checkbox"/> only	<input type="checkbox"/> name	<input type="checkbox"/> old	<input type="checkbox"/> end	<input type="checkbox"/> read	<input type="checkbox"/> air	
<input type="checkbox"/> little	<input type="checkbox"/> good	<input type="checkbox"/> any	<input type="checkbox"/> does	<input type="checkbox"/> need	<input type="checkbox"/> away	
<input type="checkbox"/> work	<input type="checkbox"/> sentence	<input type="checkbox"/> same	<input type="checkbox"/> another	<input type="checkbox"/> land	<input type="checkbox"/> animal	
<input type="checkbox"/> know	<input type="checkbox"/> man	<input type="checkbox"/> tell	<input type="checkbox"/> well	<input type="checkbox"/> different	<input type="checkbox"/> house	
<input type="checkbox"/> place	<input type="checkbox"/> think	<input type="checkbox"/> boy	<input type="checkbox"/> large	<input type="checkbox"/> home	<input type="checkbox"/> point	
<input type="checkbox"/> year	<input type="checkbox"/> say	<input type="checkbox"/> follow	<input type="checkbox"/> must	<input type="checkbox"/> us	<input type="checkbox"/> page	
<input type="checkbox"/> live	<input type="checkbox"/> great	<input type="checkbox"/> came	<input type="checkbox"/> big	<input type="checkbox"/> move	<input type="checkbox"/> letter	
<input type="checkbox"/> me	<input type="checkbox"/> where	<input type="checkbox"/> want	<input type="checkbox"/> even	<input type="checkbox"/> try	<input type="checkbox"/> mother	
<input type="checkbox"/> back	<input type="checkbox"/> help	<input type="checkbox"/> show	<input type="checkbox"/> such	<input type="checkbox"/> kind	<input type="checkbox"/> answer	
<input type="checkbox"/> give	<input type="checkbox"/> through	<input type="checkbox"/> also	<input type="checkbox"/> because	<input type="checkbox"/> hand	<input type="checkbox"/> found	
<input type="checkbox"/> most	<input type="checkbox"/> much	<input type="checkbox"/> around	<input type="checkbox"/> turn	<input type="checkbox"/> picture	<input type="checkbox"/> study	
<input type="checkbox"/> very	<input type="checkbox"/> before	<input type="checkbox"/> form	<input type="checkbox"/> here	<input type="checkbox"/> again	<input type="checkbox"/> still	

____/ 100

Post-Assessment

Place a check mark beside each word the student can correctly and instantly read.

<input type="checkbox"/> over	<input type="checkbox"/> after	<input type="checkbox"/> line	<input type="checkbox"/> three	<input type="checkbox"/> why	<input type="checkbox"/> change	<input type="checkbox"/> learn
<input type="checkbox"/> new	<input type="checkbox"/> thing	<input type="checkbox"/> right	<input type="checkbox"/> small	<input type="checkbox"/> ask	<input type="checkbox"/> off	<input type="checkbox"/> should
<input type="checkbox"/> sound	<input type="checkbox"/> our	<input type="checkbox"/> too	<input type="checkbox"/> set	<input type="checkbox"/> went	<input type="checkbox"/> play	<input type="checkbox"/> America
<input type="checkbox"/> take	<input type="checkbox"/> just	<input type="checkbox"/> mean	<input type="checkbox"/> put	<input type="checkbox"/> men	<input type="checkbox"/> spell	<input type="checkbox"/> world
<input type="checkbox"/> only	<input type="checkbox"/> name	<input type="checkbox"/> old	<input type="checkbox"/> end	<input type="checkbox"/> read	<input type="checkbox"/> air	
<input type="checkbox"/> little	<input type="checkbox"/> good	<input type="checkbox"/> any	<input type="checkbox"/> does	<input type="checkbox"/> need	<input type="checkbox"/> away	
<input type="checkbox"/> work	<input type="checkbox"/> sentence	<input type="checkbox"/> same	<input type="checkbox"/> another	<input type="checkbox"/> land	<input type="checkbox"/> animal	
<input type="checkbox"/> know	<input type="checkbox"/> man	<input type="checkbox"/> tell	<input type="checkbox"/> well	<input type="checkbox"/> different	<input type="checkbox"/> house	
<input type="checkbox"/> place	<input type="checkbox"/> think	<input type="checkbox"/> boy	<input type="checkbox"/> large	<input type="checkbox"/> home	<input type="checkbox"/> point	
<input type="checkbox"/> year	<input type="checkbox"/> say	<input type="checkbox"/> follow	<input type="checkbox"/> must	<input type="checkbox"/> us	<input type="checkbox"/> page	
<input type="checkbox"/> live	<input type="checkbox"/> great	<input type="checkbox"/> came	<input type="checkbox"/> big	<input type="checkbox"/> move	<input type="checkbox"/> letter	
<input type="checkbox"/> me	<input type="checkbox"/> where	<input type="checkbox"/> want	<input type="checkbox"/> even	<input type="checkbox"/> try	<input type="checkbox"/> mother	
<input type="checkbox"/> back	<input type="checkbox"/> help	<input type="checkbox"/> show	<input type="checkbox"/> such	<input type="checkbox"/> kind	<input type="checkbox"/> answer	
<input type="checkbox"/> give	<input type="checkbox"/> through	<input type="checkbox"/> also	<input type="checkbox"/> because	<input type="checkbox"/> hand	<input type="checkbox"/> found	
<input type="checkbox"/> most	<input type="checkbox"/> much	<input type="checkbox"/> around	<input type="checkbox"/> turn	<input type="checkbox"/> picture	<input type="checkbox"/> study	
<input type="checkbox"/> very	<input type="checkbox"/> before	<input type="checkbox"/> form	<input type="checkbox"/> here	<input type="checkbox"/> again	<input type="checkbox"/> still	

____/ 100

Teacher Tracking Sheet

Use the page to keep track of which fluency page your group or class is currently working on.

Group or Class: _____

Pre Assessment	# 1	#2	#3	#4
#5	#6	#7	#8	#9
# 10	# 11	# 12	# 13	# 14
# 15	# 16	# 17	# 18	# 19
#20	#21	#22	#23	#24
#25	#26	#27	#28	#29
#30	#31	#32	#33	#34

over

new

sound

take

only

little

work

know

place

year

live

me

back

give

most

very

after

thing

our

just

name

good

sentence

man

think

say

great

where

help

through

much

before

too

right

line

mean

old

any

same

tell

boy

follow

came

want

show

also

around

form

three

small

set

put

end

does

another

well

large

must

big

even

such

because

turn

here

why

ask

went

men

read

need

land

different

home

us

move

try

kind

hand

picture

again

change

off

play

spell

air

away

animal

house

point

page

letter

mother

answer

found

study

still

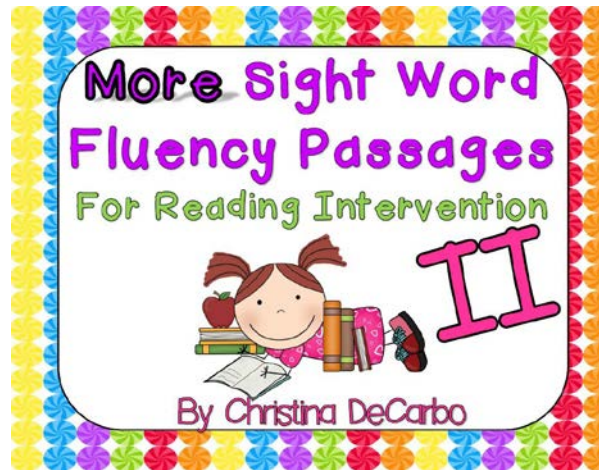
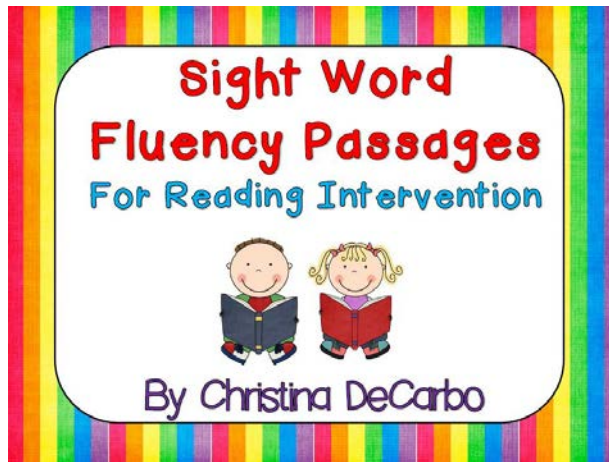
learn

should

America

world

The Following Items In My TPT Store Coordinate Perfectly With These Posters!



Follow Me On TpT To Get Updates On My Newest Products!

TEACHERS **pay** TEACHERS
an open marketplace for educators

ABOUT US | BLOG | FAQs & HELP

Not a member? Join for FREE

ALL CATEGORIES SEARCH LOG IN MY CART

Miss DeCarbo
★ Follow Me (3,784)
United States - Ohio - Uniontown

Click Here To Follow Me on TpT!

4.0
11,178 votes

Visit my blog, Sugar and Spice, for more freebies and ideas!

FREE DOWNLOAD
Assess the general quality of my work with this free download
Free Classroom Posters for Tab...
DOWNLOAD NOW
Please Rate Me!

My Products (91) Ratings & Comments Ask a Question My Profile Quick Find

CUSTOM CATEGORIES

- Back to School
- Back to School Must Haves!
- Classroom Decor
- Classroom Management
- Common Core Resources
- Comprehension
- Craftivities
- End of the Year
- Fluency
- Handwriting
- Holidays and Themes
- Intervention Packs
- Math Centers
- Math Intervention
- Miss DeCarbo's Favorites!!

FEATURED ITEMS

A dash of creativity, a pinch of fun, and a whole lot of learning!

Write On/Wipe Off Math Games & Centers BUNDLE PACK!
By Miss DeCarbo
\$25.00




End of Year Writing Pack 'Just Print'
By Miss DeCarbo
\$4.00

First Week Fun! Activities, Lessons, Games, Bulletin Classroom Management, & More!
By Christina DeCarbo
\$6.50

Text Evidence Passages SUMMER EDITION
By Miss DeCarbo
\$7.00

Clip Art & Font Credits:

Visit Each Artist's Shop By Clicking On The Buttons Below:



Thank you for purchasing this learning pack!



visit my blog for additional ideas and freebies! 😊

www.secondgradesugarandspice.blogspot.com

Happy Learning,

Christina DeCarbo

©2013 Miss DeCarbo, Inc. All Rights Reserved.

Purchase of this download is for *one personal classroom use only*. Duplication or sharing with other classrooms, co-workers, an entire school system, or posting this on any website or blog violates copyright law. Additional licenses to share with other teachers are available at half price. You do not have the right to post this file on your blog, website, district website/server, or anywhere online at any time, under any circumstance.

Thank you for understanding. 😊

Scan to Visit My Blog!

