

Fluency Passage Practice



created by
Jaime Locke




Fluency Passage Practice

The best way to improve students' reading fluency is by rereading texts.

But it's also beneficial to listen to oneself and get teacher feedback.

I've created a rubric that I use in my small reading groups as well as for my reading homework that targets the 3 components of fluency: pace, smoothness and expression. I use this rubric with a set of leveled passages I purchased from Lakeshore Learning. I know that Reading A-Z has fluency passages as well. And I've also started creating my own passages.



The benefit of creating my own passages is that I can infuse content into them so students are also learning and taking information away from them.



The included passage is a leveled, non-fiction text about turkeys.

Level A is "harder" and Level B is "easier". The content in the passage is going to help my students with writing they do about turkeys during the week of Thanksgiving.

Dear Parents,

Your child is becoming a better reader but really needs to focus on fluency (speed, smoothness and expression) at school and at home. This supplementary reading homework will help accomplish this. In order to do the homework, you need to sit with your child while he/she does it.

There are 2 copies of the weekly passage.

The copy with numbers and a table on the bottom is for the PARENT.

The copy with just the text is for the CHILD.

Monday

1. Give your child 1 minute to read the passage that is sent home.
2. Underline any incorrect or difficult words.
3. Mark a line when 60 seconds are up.
4. Fill out the chart on the bottom with your child.
5. Review the incorrect or difficult words with your child.
6. Praise your child for working so hard in only 1 minute ☺

Tuesday-Thursday

1. Review the incorrect/difficult words from the previous day.
2. Repeat steps 2-6 BUT: when time is up, mark the ending spot with a different color and erase incorrect words from the day before as your child reads.





































The goal is NOT necessarily to read the entire passage,
but rather to read a *few more* words each day

Name _____


Daily Fluency Practice Homework

Use a different color each day to:

- Underline incorrect or difficult words.
- Mark a line where your child reads to, in 60 seconds.
- Use that same color to complete the chart below.




























Monday	Tuesday	Wednesday	Thursday
pace?   	pace   	pace   	pace   
smooth?   	smooth?   	smooth?   	smooth?   
expression?   	expression?   	expression?   	expression?   
	Did I read more words today? Yes No	Did I read more words today? Yes No	Did I read more words today? Yes No

Name _____



Turkeys


Turkeys are large birds with feathers. They have claws, wings, 10
 beaks and wattles. A wattle is a big red piece of skin that hangs 24
 down from their neck. Some turkeys are wild and some turkey 35
 are tame. Wild turkeys live in the forest and they can fly. They 48
 make their nests up in trees. Tame turkeys live on farms and 60
 they cannot fly because they are too fat. Boy turkeys are called 72
 toms and girl turkeys are called hens. Hens lay tan eggs in nests 85
 and the eggs hatch in one month. Baby turkeys are called poults 97
 and they stay with their mother. Turkeys eat many different 107
 things. They eat bugs, slugs, frogs and seeds. 115

Day 1	Day 2	Day 3
pace   	pace   	pace   
smoothness   	smoothness   	smoothness   
expression   	expression   	expression   
Did I read more words today? Y N		Did I read more words today? Y N



= robotic, too many pauses

Name _____



Turkeys

Turkeys are big birds with feathers. They have wings and beaks. 11

Some turkeys are wild and some turkeys are tame. Wild turkeys 22

live in the forest and they can fly. They make nests up in trees. 36




























Tame turkeys live on farms and they cannot fly because they are 48

too fat. Boy turkeys are called toms and girl turkeys are called 60

hens. Hens lay eggs in nests. The eggs hatch in one month. 72

Baby turkeys stay with their mother. Turkeys eat lots of things. 83

They eat bugs, slugs, frogs and seeds. 90

Day 1	Day 2	Day 3
pace   	pace   	pace   
smoothness   	smoothness   	smoothness   
expression   	expression   	expression   
Did I read more words today? Y N		Did I read more words today? Y N



= robotic, too many pauses

Turkeys

Turkeys are large birds with feathers. They have claws, wings, beaks and wattles. A wattle is a big red piece of skin that hangs down from their neck. Some turkeys are wild and some turkey are tame. Wild turkeys live in the forest and they can fly. They make their nests up in trees. Tame turkeys live on farms and they cannot fly because they are too fat. Boy turkeys are called toms and girl turkeys are called hens. Hens lay tan eggs in nests and the eggs hatch in one month. Baby turkeys are called poults and they stay with their mother. Turkeys eat many different things. They eat bugs, slugs, frogs and seeds.

Turkeys

Turkeys are big birds with feathers. They have wings and beaks. Some turkeys are wild and some turkeys are tame. Wild turkeys live in the forest and they can fly. They make nests up in trees. Tame turkeys live on farms and they cannot fly because they are too fat. Boy turkeys are called toms and girl turkeys are called hens. Hens lay eggs in nests. The eggs hatch in one month. Baby turkeys stay with their mother. Turkeys eat lots of things. They eat bugs, slugs, frogs and seeds.

Thank you for your interest in this teaching resource!
Learn more about my resources @ [The First Grade Bloom](http://firstgradebloom.blogspot.com).

My Blog



<http://firstgradebloom.blogspot.com>

Pinterest



www.pinterest.com/firstgradebloom

Instagram



Google+



My classroom website



www.asdk12.org/staff/locke_jaime/pages/1stgradeMrsLocke

E-mail

firstgradebloom@gmail.com

Scrap Paper



Graphics



Frame



Fonts

Coming Soon

KG Behind These Hazel Eyes